

Working with 

You can access Stud.IP via the University's website



PORTA



Stud.IP



E-Mail



Bibliothek



IT-Services



Fächer



News



Kalender



Mensa



Sport



Sicherheit



Stellen



Shop



Anfahrt

1. Open Stud.ip and log in

Log in with your login credentials
(ZIMK ID and password).

Select your language of preference.

Universität Trier



STUD.IP

The screenshot shows the Stud.IP login interface. A white login box is overlaid on a background image of a modern building with large glass windows. The login box contains the following elements:

- A lock icon and the text "Login".
- A "Username:" label followed by a text input field.
- A "Password:" label followed by a password input field.
- A "Login" button with a checkmark icon.
- A "Forgot password?" link.

Below the login box, a statistics panel is visible with the following data:

Active courses	46597
Registered users	29711
Users online	2

At the bottom of the statistics panel, there is a language selection dropdown menu. It shows the German flag (circled in red) and the UK flag, with a "more..." link to the right.

NEWS

Umfrage zur digitalen Lehre im Sommersemester

12.05.2020

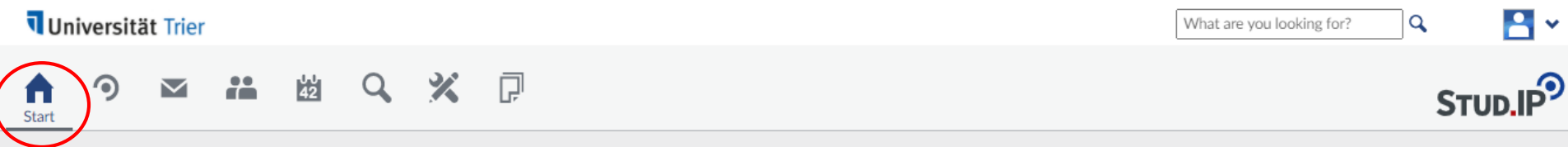
Video Tutorials

Kommunikation und Zusammenarbeit


26.11.2019

2. Start Page

On the start page you will find recent announcements and current dates such as classes, etc.



Start page



Jump marks

- Announcements
- My current dates
- Questionnaires
- Quicklinks

Actions

- + Add widgets
- ✓ Restore default

Announcements

- > Bekannte Probleme mit Plugins in Stud.IP 24.04.2020
- > Auslastung von Panopto/VCRP-Video server 24.04.2020
- > Aktuelle Informationen zum Stud.IP-Support 23.04.2020

My current dates

No current dates available. To create new dates click on the plus icon on the right.

Questionnaires

No questionnaires available.

[Show expired questionnaires](#)

Quicklinks

- My courses
- Add a course
- Messages
- Mail inbox / Sent
- Community
- Who is online? / My contacts / High score list
- My profile
- Settings
- My planner
- Date calendar / Timetable
- Search
- User search / Course search
- Tools
- Announcements / Surveys and tests / Evaluations / References / Learning modules / Export

3.1 My Profile

Click on this button to access your profile, to your personal documents, personal details, to change settings or to log out of Stud.IP.

The screenshot shows the Stud.IP user interface. At the top left is the logo for 'Universität Trier'. To the right is a search bar with the text 'What are you looking for?'. In the top right corner, a user profile icon is circled in red, and a dropdown menu is open, listing the following options: 'Profile', 'My documents', 'Personal details', 'Settings', and 'Logout'. Below the search bar is a navigation bar with icons for 'Start', 'Home', 'Messages', 'Calendar', 'Search', 'Tools', and 'Documents'. The main content area is titled 'Start page' and contains several widgets: 'Announcements' with three items, 'My current dates' with a message that no dates are available, and 'Questionnaires' with a message that no questionnaires are available. On the right side, there is a 'Quicklinks' section with various links like 'My courses', 'Messages', 'Community', 'My profile', 'My planner', 'Search', and 'Tools'.

Universität Trier

What are you looking for?

Start

Start page

Announcements

- Bekannte Probleme mit Plugins in Stud.IP 24.04.2020
- Auslastung von Panopto/VCRP-Video server 24.04.2020
- Aktuelle Informationen zum Stud.IP-Support 23.04.2020

My current dates

No current dates available. To create new dates click on the plus icon on the right.

Questionnaires

No questionnaires available.

Show expired questionnaires

Quicklinks

- My courses
- Add a course
- Messages
- Mail inbox / Sent
- Community
- Who is online? / My contacts / High score list
- My profile
- Settings
- My planner
- Date calendar / Timetable
- Search
- User search / Course search
- Tools
- Announcements / Surveys and tests / Evaluations / References / Learning modules / Export

3.2 My Profile

Here you will find general information of your profile. You can add a photo and a little description if you want to. Other users in Stud.IP can access and see your profile just as you can see theirs.

The screenshot shows the user profile page for Anna Sophie on Stud.IP. The page is titled "My profile" and features a navigation bar with icons for home, search, mail, contacts, calendar, and settings. The profile information is displayed in a sidebar on the left, including the user's name, a placeholder for a profile picture, and statistics: Visits: 110, Stud.IP-Score: 4.301, and Score: Professional. The main content area is titled "General information" and is circled in red. It contains the following details:

- Mail:** s2ansaut@uni-trier.de
- Where I study:**
 - Romanistik
 - Anglistik
- Where I work:**
 - Sachgebiet 1: International Office
- Status:** Tutor

Below the general information, there are three sections: "Announcements" (No new announcements. To create a new announcement, click +), "Dates" (No current dates available. To create new dates click on the plus icon on the right), and "Evaluations" (Keine Evaluationen vorhanden. Um neue Umfragen zu erstellen, klicken Sie rechts auf das Bearbeiten-Zeichen).

4.1 Courses: My Courses

Click on “Courses” to see your classes that have been imported from PORTA to Stud.IP. After having signed up for a class on PORTA it will appear here shortly. You will only see the classes for the selected semester. You can either click on the class title to see more information on the class or click on one of the buttons under content. If there are any content changes, the button will be marked in red.

STUD.IP

My courses My institutes Meine Aufgaben

My courses

Semester or semester filter option has been selected.

WS 2017/18

Name	Content
Group 1	
Einführung in die Internationalen Beziehungen	Information, Chat, Document, Calendar (red)
Französisch Textredaktion I	Information, Chat, Document, Calendar (red)
LANG 501 Phonetics and Pronunciation: Accents of British English (4. Parallelgruppe)	Information, Chat, Document, Calendar (red)
LING 502/METH Teaching English (3. Parallelgruppe)	Information, Chat, Document, Calendar (red)
LIT 501 Virginia Woolf as Modernist and Feminist: Mrs Dalloway and The Hours (5. Parallelgruppe)	Information, Chat, Document, Calendar (red)
TRIMUN	Information, Chat, Document, Calendar (red)

4.3 Courses: Forum

Click on the second button “Forum“ under “Courses“ to access the class forum (if available). Sometimes, teachers and students use this forum to discuss the class content or ask questions.

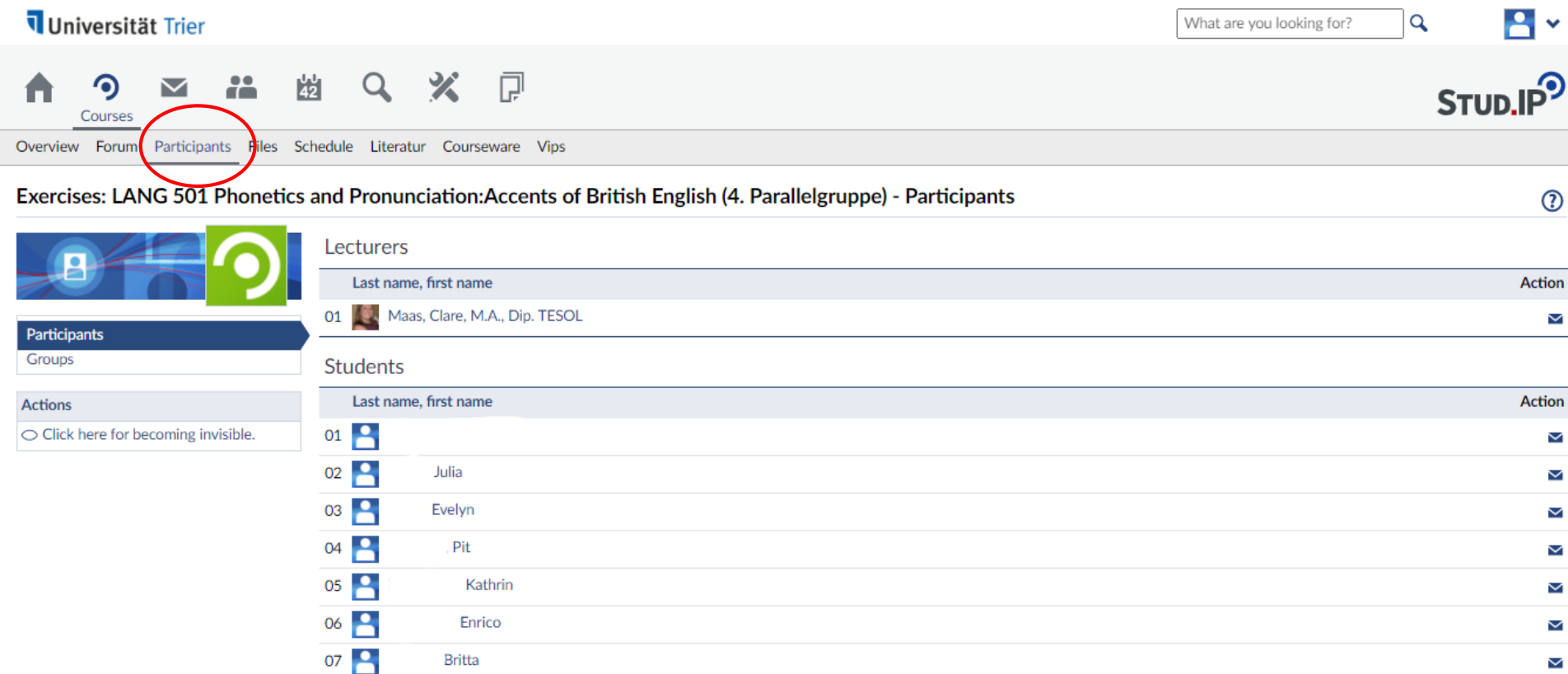
The screenshot shows the Stud.IP interface. At the top left is the 'Universität Trier' logo. A search bar on the top right contains the text 'What are you looking for?'. Below the search bar is a navigation bar with icons for home, refresh, mail, users, calendar, search, edit, and print. The 'Forum' icon is circled in red. Below the navigation bar is a breadcrumb trail: 'Overview Forum Participants Files Schedule Literatur Courseware Vips'. The main heading is 'Exercises: LANG 501 Phonetics and Pronunciation: Accents of British English (4. Parallelgruppe) - Forum'. On the left, there are three panels: 'Overview' with links for 'New postings', 'Latest posting', and 'Bookmarked postings'; 'Search' with a search box and checkboxes for 'Title', 'Content', and 'Author'; and 'Actions' with a 'Subscribe to the entire forum.' button. The main content area shows 'Übersicht' and 'Allgemein' sections. A table lists the forum area:

Name of the area:	Postings	last answer
Allgemeine Diskussion Hier ist Raum für allgemeine Diskussionen	0	

At the bottom of the table, there are two buttons: 'Subscribe to the entire forum.' and 'Export postings as PDF'.

4.4 Courses: Participants

You can also find an overview of all participants. This helps you find your fellow class mates' email addresses in case you need to contact them. The same applies for contacting your teacher via email or to sign up for office hours.



Universität Trier



What are you looking for?

Home Courses **Participants** Files Schedule Literatur Courseware Vips















STUD.IP

Exercises: LANG 501 Phonetics and Pronunciation: Accents of British English (4. Parallelgruppe) - Participants

Lecturers

Last name, first name	Action
01  Maas, Clare, M.A., Dip. TESOL	

Students

Last name, first name	Action
01 	
02  Julia	
03  Evelyn	
04  Pit	
05  Kathrin	
06  Enrico	
07  Britta	

Participants
Groups

Actions
[Click here for becoming invisible.](#)

4.5.1 Courses: Files

By clicking on “Files” you will see all files and documents that have been uploaded by your teacher or your class mates. Please check regularly after and before a class if there are any new documents or information. Newly added information is usually marked in red.

Universität Trier

What are you looking for?

Home Courses **Files** Schedule Literatur Courseware Vips

Overview Forum Participants **Files** Schedule Literatur Courseware Vips

Exercises: LANG 501 Phonetics and Pronunciation:Accents of British English (4. Parallelgruppe) - Files

Type	Name	Size	Author	Date	Veranstaltungsdatum	Actions
<input type="checkbox"/>	Ordner		PORTA - Importbenutzer	04.08.17 04:31		⋮
<input type="checkbox"/>	Students' Assignments		PORTA - Importbenutzer	04.08.17 04:31		⋮

Download Move Copy Delete Add file

Actions
Add file

Upload files
Add files via drag and drop to this area.

Views
Folder view
All documents

4.5.2 Courses: Adding/Downloading Files

If you click on a folder, you will find more documents and document details. After selecting an item, you can download it. You can also add a file, for instance after having given a presentation, you can upload the presentation.

Universität Trier

What are you looking for?

STUD.IP

Overview Forum Participants Files Schedule Literatur Courseware Vips

Exercises: LANG 501 Phonetics and Pronunciation: Accents of British English (4. Parallelgruppe) - Files

/ Allgemeiner Dateiordner
Ablage für allgemeine Ordner und Dokumente der Veranstaltung.

Type	Name	Size	Author	Date	Veranstaltungsdatum	Actions
<input type="checkbox"/>	02 Unit 2- English short vowels.mp3	11.7 MB	Clare Maas	07.11.17 09:28		
<input type="checkbox"/>	03 Spur 3.mp3	905.9 kB	Clare Maas	06.02.18 08:27		
<input type="checkbox"/>	03 Unit 3- Long vowels, diphthongs and triphthongs.mp3	17.2 MB	Clare Maas	14.11.17 08:56		
<input type="checkbox"/>	03 Unit 3- Long vowels, diphthongs and triphthongs[1].mp3	17.2 MB	Clare Maas	07.11.17 09:28		
<input type="checkbox"/>	05 Unit 5- Revision.mp3	19.3 MB	Clare Maas	14.11.17 08:57		
<input type="checkbox"/>	14 Spur 14.mp3	1.2 MB	Clare Maas	06.02.18 08:27		
<input type="checkbox"/>	29 Spur 29.mp3	1 MB	Clare Maas	06.02.18 08:28		
<input type="checkbox"/>	29 Spur 29[1].mp3	1 MB	Clare Maas	06.02.18 08:28		

Download Move Copy Delete Add file

4.5.3 Courses: Adding/Downloading Files

If you want to add a file, you can select the source first, give your document a title and select the licence.

Universität Trier

What are you looking for?

STUD.IP

Overview Forum Participants Files Schedule Literatur Courseware Vips

Exercises: LANG 501 Phonetics and Pronunciation: Accents of British English (4. Parallelgruppe) - Files

/ Students' Assignments / Final Assignment Lang 501

Folder with access restrictions:

- r - Read (Files can be downloaded)
- w - Write (files can be uploaded)
- x - Visibility (Folder will be shown)

Type	Name	Size	Author	Date	Veranstaltungsdatum	Actions
						Download Move Delete Add file

Add file

Select source

- My computer
- Web address
- My documents
- My courses

You are allowed to upload files of a size up to **128 Megabytes** in this area.
You are not allowed to upload the file type exe!

Close

4.6 Courses: Schedule

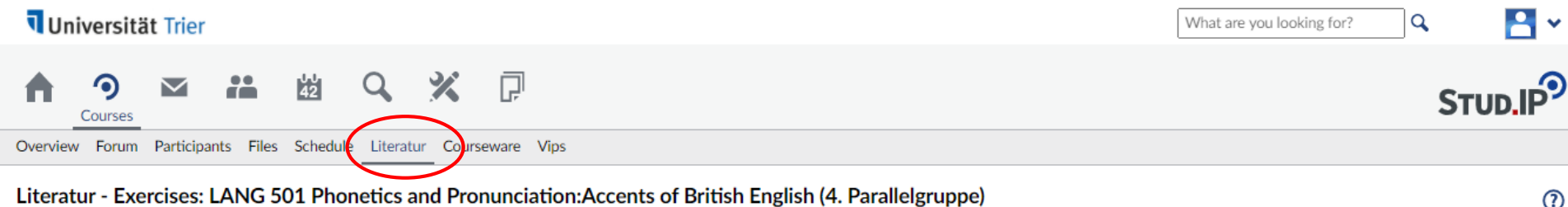
The course schedule lists all dates, times, and rooms when and where the class will take place.

The screenshot shows the Stud.IP interface for a course. At the top left is the 'Universität Trier' logo. A search bar on the top right contains the text 'What are you looking for?'. Below the search bar is a navigation menu with icons for Home, Courses, Mail, Participants, Files, Schedule (highlighted with a red circle), Literatur, Courseware, and Vips. The 'STUD.IP' logo is on the top right. The main content area is titled 'Exercises: LANG 501 Phonetics and Pronunciation: Accents of British English (4. Parallelgruppe) Dates'. On the left, there are three tabs: 'Dates' (selected), 'Topics', and 'Actions'. The 'Dates' tab shows a list of dates from 17/10/17 to 06/02/18. The 'Actions' tab shows a 'Download as .doc file' option. The main content area displays a table with the following columns: Time, Type, Topic, and Room.

Time ▲	Type	Topic	Room
🕒 Tue., 17/10/17, 08:00 - 10:00	Meeting		B 304 (Sprachzentrum)
🕒 Tue., 24/10/17, 08:00 - 10:00	Meeting		B 304 (Sprachzentrum)
🕒 Tue., 07/11/17, 08:00 - 10:00	Meeting		B 304 (Sprachzentrum)
🕒 Tue., 14/11/17, 08:00 - 10:00	Meeting		B 304 (Sprachzentrum)
🕒 Tue., 21/11/17, 08:00 - 10:00	Meeting		B 304 (Sprachzentrum)
🕒 Tue., 28/11/17, 08:00 - 10:00	Meeting		B 304 (Sprachzentrum)
🕒 Tue., 05/12/17, 08:00 - 10:00	Meeting		B 304 (Sprachzentrum)
🕒 Tue., 12/12/17, 08:00 - 10:00	Meeting		B 304 (Sprachzentrum)
🕒 Tue., 19/12/17, 08:00 - 10:00	Meeting		B 304 (Sprachzentrum)
🕒 Tue., 09/01/18, 08:00 - 10:00	Meeting		B 304 (Sprachzentrum)
🕒 Tue., 16/01/18, 08:00 - 10:00	Meeting		B 304 (Sprachzentrum)
🕒 Tue., 23/01/18, 08:00 - 10:00	Meeting		B 304 (Sprachzentrum)
🕒 Tue., 30/01/18, 08:00 - 10:00	Meeting		B 304 (Sprachzentrum)
🕒 Tue., 06/02/18, 08:00 - 10:00	Meeting		B 304 (Sprachzentrum)

4.7 Courses: Literature

Under “Literature“ you may find any academic literature your teacher recommends or asks you to read.



The screenshot shows the Stud.IP interface for Universität Trier. At the top left is the university logo. A search bar on the right contains the text "What are you looking for?". Below the search bar is a navigation bar with icons for home, courses, mail, participants, files, schedule, literature (circled in red), courseware, and vips. The "Literatur" menu item is highlighted with a red circle. Below the navigation bar, the page title is "Literatur - Exercises: LANG 501 Phonetics and Pronunciation: Accents of British English (4. Parallelgruppe)".



The screenshot shows the content of the "Literatur" page. On the left, there is a sidebar with a blue header "Literatur" and a green circular icon. The main content area has a header "Literatur" with a question mark icon and a timestamp "Last change by Clare Maas, M.A., Dip. TESOL on 23/08/17, 12:13:51". Below the header, there is a section titled "LANG 501 Useful Resources" and a sub-section titled "BOOKS". The "BOOKS" section lists several books:

- General Phonetics & Phonology
- Ashby, P., *Speech Sounds* (Abingdon: Routledge, 2005)
- Hancock, M., *English Pronunciation in Use: Intermediate* (Cambridge: CUP, 2012)
- Hewings, M., *English Pronunciation in Use: Advanced* (Cambridge: CUP, 2007)
- O'Grady, G., *Key Concepts in Phonetics and Phonology*. (London: Palgrave, 2013)
- Parker, R. & T. Graham, *An Introduction to the Phonology of English for Teachers of TESOL* (Brighton: ELB Publishing, 2005)
- Roach, P., *English Phonetics and Phonology* (Cambridge, CUP, 2009)
- Rogers, H., *The Sounds of Language* (Harlow: Pearson, 2000)
- Skandera, P. & P. Burleigh, *A Manual of English Phonetics and Phonology* (Tübingen: Narr, 2005)
- Tench, P., *Transcribing the Sound of English* (Cambridge: CUP, 2011)

Below the "BOOKS" section, there is a sub-section titled "Accents" with one book listed:

- Britain, D., *Language in the British Isles* (Cambridge: CUP, 2007)

4.8 Courses: Courseware

Courseware offers a virtual learning environment and may include online exercises or modules.

Universität Trier

What are you looking for?

Home Courses Forum Participants Files Schedule Literatur **Courseware** Tips

Exercises: LANG 501 Phonetics and Pronunciation: Accents of British English (4. Parallelgruppe) - Courseware

Kapitel 2 > Unterkapitel 1

< **i** **i** >

Abschnitt 1

Courseware

Last changes
Progress

Content

- > Kapitel 1
- ▼ Kapitel 2
 - Unterkapitel 1

4.9 Courses: Vips

“Vips“ (**V**irtuelle **P**rüfungssystem = virtual exam system) may be used for online exams or online exercises.

The screenshot shows the Stud.IP interface for a course page. At the top left is the logo for "Universität Trier". To the right is a search bar with the text "What are you looking for?". Below the search bar is a navigation bar with icons for Home, Courses, Mail, Participants, Calendar, Search, Tools, and Mobile. The "Courses" icon is highlighted. Below the navigation bar is a menu with options: Overview, Forum, Participants, Files, Schedule, Literatur, Courseware, and Vips. The "Vips" option is circled in red. Below the menu is the course title: "Exercises: LANG 501 Phonetics and Pronunciation: Accents of British English (4. Parallelgruppe) - Vips". Below the course title is a notification box with an information icon and the text "No worksheets have been created." Below the notification box is a sidebar with a "Worksheets" section, which is currently empty. Below the "Worksheets" section are links for "Results" and "Groups".

5. Messages

The third button on top leads you to your messages. You can either send messages via Stud.IP or your university's email account. However, not all emails you receive in your email account will be available on Stud.IP.

Universität Trier

What are you looking for?

Messages

Messages

Received mails

<input type="checkbox"/>	Subject	Sent	Time	Labels
<input type="checkbox"/>	Podcasts on Campus Radio- still trying to reach some of you	Carol Ebbert-Hübner, M.A.	18.02.2020 09:55	
<input type="checkbox"/>	Podcasts on Campus Radio	Carol Ebbert-Hübner, M.A.	10.02.2020 11:47	
<input type="checkbox"/>	[12301406: Französisch Textredaktion II] - évaluation	Monique Paillard, M.A.	30.01.2020 00:34	
<input type="checkbox"/>	[11250487: Prüferzulassung Modul 6 - Bildungswissenschaften (4. Parallelgruppe)]	Dr. Benjamin Berend	04.12.2019 12:38	
<input type="checkbox"/>	[12251158: LANG 1001 Integrated Language Skills for Future Teachers / Übersetzung II (2. Parallelgruppe)]	Anna Maria Duplang	14.08.2019 17:18	
<input type="checkbox"/>	[12251158: LANG 1001 Integrated Language Skills for Future Teachers / Übersetzung II (2. Parallelgruppe)]	Anna Maria Duplang	02.08.2019 11:06	
<input type="checkbox"/>	Vokabelliste		21.07.2019 13:07	
<input type="checkbox"/>	Wohin reist Deutschland?		10.07.2019 21:25	
<input type="checkbox"/>	Landeskundedidaktik: programmes DFJW pour info et éventuelle diffusion	Monique Paillard, M.A.	09.07.2019 18:49	

6. Planner

A timetable for the semester you have selected can be found under “Planner“.

Universität Trier

What are you looking for?

Home, Refresh, Mail, Users, **Planner** (42), Search, Tools, Print

STUD.IP

Timetable | Date calendar

My timetable

My timetable in WS 2017/18

	Monday	Tuesday	Wednesday	Thursday	Friday	Saturday	Sunday
08:00		8:00 - 10:00, B 304 (Sprachzentrum)(B 304 (Sprachzentrum))					
09:00		12251166 LANG 501 Phonetics and Pronunciation/Accents of British English (4. Parallelgruppe)				9:00 - 12:00, C 9(C 9) 14402822 TRIMUN (Bauer, Bauer, Bauer)	
10:00	10:00 - 12:00, DM 131(DM 131) 12301403 Französisch Textredaktion I (Berron)	10:00 - 12:00, P 14(P 14) 12251209 LIT 501 Virginia Woolf as Modernist and Feminist: Mrs Dalloway and The Hours (5. Parallelgruppe) (Windberger)	10:00 - 12:00, P 2(P 2) 12251184 LING 502/METH Teaching English (3. Parallelgruppe) (Schäfer)				
11:00							
12:00							
13:00							
14:00						14:00 - 18:00, C 9(C 9) 14402822 TRIMUN (Bauer, Bauer, Bauer)	
15:00							
16:00				16:00 - 18:00, HS 5(HS 5) 13502201 Einführung in die Internationalen Beziehungen (Fröhlich, Fröhlich, Fröhlich)			
17:00							
18:00							

Displayed semester: WS 2017/18

Actions: New entry, Change view, Show hidden courses

Export: Print view

Display size: small, middle, large

7. Search

You can also search for classes, teachers, class participants, etc.

The screenshot shows the top navigation bar of the University of Trier's STUD.IP system. The search icon in the navigation bar is circled in red. Below the navigation bar, the search interface is titled "Search for courses". It features a search string input field containing "Search for courses", a "Search in" dropdown menu set to "Title, Lecturers, Number", and a "Semester" dropdown menu set to "SS 2020". There are "Search" and "Reset" buttons below the search fields. On the left side, there are sections for "Views" (with "All" selected), "Search options" (with "Display extended search" unchecked), and "Top list: latest courses" listing five items. At the bottom, there are two buttons: "Search institutes" and "Search course directory".

Universität Trier

What are you looking for?

Search

Courses Archive Persons Institutes Resources

Search for courses

Search string

Search for courses

Search in

Title, Lecturers, Number

Semester

SS 2020

Search Reset

Search institutes

Search course directory

Views

All

Teaching

Organization

Community

Study groups

(M)OOC.IP - Offene Online-Kurse

Search options

Display extended search

Top list: latest courses

1. Fachdidaktik 1: Einführung in die Biologiedidaktik (4. Parallelgruppe)
2. Fachdidaktik 1: Einführung in die Biologiedidaktik (3. Parallelgruppe)
3. Nachschreibeklausur Mediengeschichte (1. Parallelgruppe)
4. Droit commercial et des sociétés
5. [DIGITAL] Ringkolloquium "Das Fach

8.1 Signing up for Office Hours

If you want to talk to a teacher outside of class you can sign up for their office hours if your teacher asks you to do so via Stud.IP. First, click on or search for your teacher's name. Remember you can also find their profile page over "Participants" under "Courses".

The screenshot shows the Stud.IP interface. At the top left, the 'Start' button is circled in red. A search bar at the top right contains the text 'sebastian hoffmann', also circled in red. Below the search bar, the 'Courses' section lists three items:

- Lecture: LING 101 V Introduction to Linguistic Studies 1: Basic Concepts of Modern Descriptive Linguistics (Prof. Dr. Sebastian Hoffmann)
- Seminar: LING 301 Analyzing Sentences (3. Parallelgruppe) (Prof. Dr. Sebastian Hoffmann)
- Lecture: [DIGITAL] LING 101 V Introduction to Linguistic Studies 1: Basic Concepts of Modern Descriptive Linguistics (Prof. Dr. Sebastian Hoffmann)

The 'Persons' section shows the profile for Prof. Dr. Sebastian Hoffmann. The 'Messages' section lists three messages from Sebastian Hoffmann, including one about LING 803 Twitter data and another about LING 803 (Special Topic in Language History and Change) From Shakespeare to Twitter.

The left sidebar contains the following sections:

- Start page**
- Jump marks**: Announcements, My current dates, Questionnaires, Quicklinks
- Actions**: Add widgets, Restore default
- Announcements**: Bekannte Probleme mit Plugins in Stud.IP, Auslastung von Panopto/VCRP-Video server, Aktuelle Informationen zum Stud.IP-Support
- My current dates**: No current dates available. To create new dates click on the plus icon on the right.
- Questionnaires**: No questionnaires available. Show expired questionnaires

8.2 Signing up for Office Hours

Usually, the list of available office hours can be found at the end of the teacher's page on Stud.IP. Click on the button under "Options" for the date that suits you and that is free.







Prof. Dr. Sebastian Hoffmann






















Visits: 8.444
Stud.IP-Score: 30.512
Score: Master

Actions

-  Add to contacts
-  Create message
-  Blubber
-  Download vCard

Office hours list for Prof. Dr. Sebastian Hoffmann

Day	Time	Location	Status	Person(s)	Reasons	Options
Wednesday, 09.09.2020	09:00 - 09:15	B344	free		-	
Wednesday, 09.09.2020	09:15 - 09:30	B344	free		-	
Wednesday, 09.09.2020	09:30 - 09:45	B344	free		-	
Wednesday, 09.09.2020	09:45 - 10:00	B344	free		-	
Wednesday, 09.09.2020	10:00 - 10:15	B344	free		-	
Wednesday, 09.09.2020	10:15 - 10:30	B344	free		-	
Wednesday, 09.09.2020	10:30 - 10:45	B344	free		-	
Wednesday, 09.09.2020	10:45 - 11:00	B344	free		-	
Wednesday, 23.09.2020	09:00 - 09:15	B344	free		-	
Wednesday, 23.09.2020	09:15 - 09:30	B344	free		-	
Wednesday, 23.09.2020	09:30 - 09:45	B344	free		-	
Wednesday, 23.09.2020	09:45 - 10:00	B344	free		-	
Wednesday, 23.09.2020	10:00 - 10:15	B344	free		-	
Wednesday, 23.09.2020	10:15 - 10:30	B344	free		-	
Wednesday, 23.09.2020	10:30 - 10:45	B344	free		-	
Wednesday, 23.09.2020	10:45 - 11:00	B344	free		-	
Wednesday, 07.10.2020	09:00 - 09:15	B344	free		-	
Wednesday, 07.10.2020	09:15 - 09:30	B344	free		-	
Wednesday, 07.10.2020	09:30 - 09:45	B344	free		-	
Wednesday, 07.10.2020	09:45 - 10:00	B344	free		-	