

Perspectives on adaptive dynamical systems

Jakub Sawicki^{*,1,2,3} Rico Berner^{*,1,4} Sarah A. M. Loos^{*,1,5} Mehrnaz Anvari^{2,6} Rolf Bader⁷ Wolfram Barfuss⁸ Nicola Botta^{2,9} Nuria Brede^{2,10} Igor Franović¹¹ Daniel J. Gauthier^{12,13} Sebastian Goldt¹⁴ Aida Hajizadeh¹⁵ Philipp Hövel¹⁶ Omer Karin¹⁷ Philipp Lorenz-Spreen¹⁸ Christoph Miehl^{19,20} Jan Mölter²¹ Simona Olmi²² Eckehard Schöll^{2,23,24} Alireza Seif²⁵ Peter A. Tass²⁶ Giovanni Volpe²⁷ Serhiy Yanchuk^{2,28} and Jürgen Kurths^{2,29}

¹* *Authors who contributed equally and to whom correspondence should be addressed. JS: zergon@gmail.net; RB: rico.berner@physik.hu-berlin.de; SL: sl2127@cam.ac.uk.*

² *Potsdam Institute for Climate Impact Research, Telegrafenberg, 14473 Potsdam, Germany*

³ *Fachhochschule Nordwestschweiz FHNW, Leonhardsstrasse 6, 4009 Basel, Switzerland*

⁴ *Department of Physics, Humboldt-Universität zu Berlin, Newtonstraße 15, 12489 Berlin, Germany*

⁵ *DAMTP, University of Cambridge, Wilberforce Road, Cambridge CB3 0WA, United Kingdom*

⁶ *Fraunhofer Institute for Algorithms and Scientific Computing, Schloss Birlinghoven, 53757 Sankt-Augustin, Germany*

⁷ *Institute of Systematic Musicology, University of Hamburg, Germany*

⁸ *University of Tübingen*

⁹ *Department of Computer Science and Engineering, Chalmers University of Technology, 412 96 Göteborg, Sweden*

¹⁰ *Department of Computer Science, University of Potsdam, An der Bahn 2, 14476 Potsdam, Germany*

¹¹ *Scientific Computing Laboratory, Center for the Study of Complex Systems, Institute of Physics Belgrade, University of Belgrade, Pregrevica 118, 11080 Belgrade, Serbia*

¹² *The Ohio State University, Department of Physics and Electrical and Computer Engineering, 191 West Woodruff Ave. Columbus, OH 43210, USA*

¹³ *ResCon Technologies, LLC, 1275 Kinnear Rd., Suite 239, Columbus, OH 43212, USA*

¹⁴ *Department of Physics, International School of Advanced Studies (SISSA), Trieste, Italy*

¹⁵ *Research Group Comparative Neuroscience, Leibniz Institute for Neurobiology, Magdeburg, Germany*

¹⁶ *Department of Electrical and Information Engineering, Christian-Albrechts-Universität zu Kiel, Kaiserstraße 2, 24143 Kiel, Germany*

¹⁷ *Department of Mathematics, Imperial College London, UK*

¹⁸ *Center for Adaptive Rationality, Max Planck Institute for Human Development, Lentzeallee 94, 14195 Berlin, Germany*

¹⁹ *Max Planck Institute for Brain Research, Max-von-Laue-Straße 4, 60438 Frankfurt am Main, Germany*

²⁰ *Technical University of Munich, School of Life Sciences, Alte Akademie 8, 85354 Freising, Germany*

²¹ *Department of Mathematics, School of Computation, Information and Technology, Technical University of Munich, Boltzmannstraße 3, 85748 Garching bei München, Germany*

²² *CNR, Consiglio Nazionale delle Ricerche, Istituto dei Sistemi Complessi, via Madonna del Piano 10, 50019 Sesto Fiorentino, Italy*

²³ *Institut für Theoretische Physik, Technische Universität Berlin, Hardenbergstraße 36, 10623 Berlin, Germany*

²⁴ *Bernstein Center for Computational Neuroscience Berlin, Humboldt-Universität, 10115 Berlin, Germany*

²⁵ *Pritzker School of Molecular Engineering, The University of Chicago, Illinois 60637, USA*

²⁶ *Department of Neurosurgery, Stanford University School of Medicine, Stanford, CA, USA*

²⁷ *Department of Physics, University of Gothenburg, Gothenburg, Sweden*

²⁸ *Department of Mathematics, Humboldt-Universität zu Berlin, Rudower Chaussee 25, 12489 Berlin, Germany*

²⁹ *Department of Physics, Humboldt-Universität zu Berlin, Newtonstraße 15, 12489 Berlin, Germany*

(Dated: February 18, 2023)

Adaptivity is a dynamical feature that is omnipresent in nature, socio-economics, and technology. For example, adaptive couplings appear in various real-world systems like the power grid, social, and neural networks, and they form the backbone of closed-loop control strategies and machine learning algorithms. In this article, we provide an interdisciplinary perspective on adaptive systems. We reflect on the notion and terminology of adaptivity in different disciplines and discuss which role adaptivity plays for various fields. We highlight common open challenges, and give perspectives on future research directions, looking to inspire interdisciplinary approaches.

CONTENTS

I. Introduction	3
II. Network perspective and models of adaptivity	5
A. Structural adaptivity in dynamical networks – by Serhiy Yanchuk	5
B. Adaptation, slow feedback and noise – by Igor Franović	6
C. Adaptivity: a shared notion? – by Nicola Botta and Nuria Brede	7
D. Partial synchronization patterns in adaptive networks – by Eckehard Schöll	8
III. Perception and neural adaptivity	10
A. Design principles for adaptation in physiological systems – by Omer Karin	10
B. Adaptation and neuronal coding – by Christoph Miehl	12
C. A next generation neural mass approach to spike frequency adaptation and short term plasticity – by Simona Olmi	13
D. Therapeutic reshaping of plastic networks – by Peter A. Tass	15
E. Music and adaptivity – A Physical Culture Theory – by Rolf Bader	16
F. Adaptation in auditory cortex explained by modulations of synaptic coupling – by Aida Hajizadeh	17
IV. Adaptivity and artificial learning	18
A. Adaptivity is the key to success of neural networks – by Sebastian Goldt	18
B. Machine learning applications in physics – by Alireza Seif	19
C. Controlling Dynamical Systems – by Daniel Gauthier	20
D. Modeling complex adaptive human-environment systems with multi-agent reinforcement learning dynamics – by Wolfram Barfuss	21
E. Biomimetic intelligence for active matter – by Giovanni Volpe	22
V. Adaptivity in socio-economic systems	24
A. Adaptive networks and their importance for epidemiology – by Philipp Hövel	24
B. Coevolutionary network dynamics in social and epidemic systems – by Jan Mölter	25
C. How social dynamics and networks adapt to growing connectivity – by Philipp Lorenz-Spreen	26
D. Energy transition and moving towards the CO ₂ -neutral power grid – by Mehrnaz Anvari	27
E. Adaptability of the earth system: past success and present challenges – by Jürgen Kurths	28
VI. Concluding remarks	29
Acknowledgments	30
Data Availability Statement	31
References	31

Charles Darwin taught us that it is not the fittest of a species that survive – but the ones who are most *adaptable* to change. Likewise, the process of learning can be considered to be “any change in a system that produces a more or less permanent change in its capacity for adapting to its environment.” (Herbert A. Simon, “The Science of the Artificial”, MIT Press, 1969). These two statements clearly underline the importance of adaptivity for life. Simply speaking, one could say: “To live means to adapt.” At the same time, adaptive mechanisms are also the essential features of (‘intelligent’) artificial systems, from state-of-the-art control techniques for complex systems, to machine learning approaches and robotic systems. Perhaps the most basic notion of adaptivity is the

ability to adjust to condition or change over time. This ability is an essential component of various natural and artificial processes considered in different research fields. It is also the key property of the human mind to perceive and enjoy music and visual arts, and to create and invent, and thus is the driving force behind all cultural achievements. Adaptive mechanisms take place on a wide range of spatial and temporal scales, from the adaptation of a single neuron, over the ability of a social system to adjust to a changing environment, up to the adaptation of the Earth system’s climate. Over the last decades, substantial know-how to describe and control complex systems has been developed in different scientific areas. With the increasing potential of modern

technology, on the one hand, and the enormous challenges facing humanity as a large social system, on the other hand, there is a renewed interest to take an interdisciplinary approach to adaptivity. This article gives an overview of the role of adaptive systems in different scientific fields and highlights prospects for future research directions on adaptivity.

I. INTRODUCTION

A widespread feature of natural and artificial complex systems is their adaptivity. There is lively interest in modeling and understanding the various forms of adaptive mechanisms appearing in real-world systems and to develop new control strategies based on adaptive mechanisms.

Such control strategies play an essential role, especially in *complex systems science*, as they reflect to some extent the understanding we have of a complex system. Because of their interactions, relationships, dependencies, nonlinearities, and high-dimensionalities, the behavior of complex systems is inherently difficult to model. Machine Learning tools are often used to solve predictions about complex systems. However, applying Machine Learning to complex systems is quite challenging because the training data set has to reflect the diverse dynamics. This usually results in the data set being very large, making such methods well suited for so-called Big Data.

Moreover, the focus today is not only on complex systems consisting of many interacting components, but as an interdisciplinary field, complex systems actually attract contributions from many different fields. Despite the strong drive for innovation and application of adaptive complex systems in various scientific fields, as conceptualized in Fig. 1, cross-fertilization between different disciplines is hardly promoted.

This perspective article aims to make a first step in opening a dialogue between different scientific communities. It summarizes different perspectives on the concept of adaptivity and shows which open challenges are waiting to be taken up. To this end, it brings together the viewpoints on the topic of adaptivity of researchers from a wide range of backgrounds including physics, biology, mathematics, computer and social science, and musicology. This perspective article features a collection of contributions from experts representing various scientific disciplines. The individual contributions are guided by the following questions:

1. What role do adaptive mechanisms play in their respective field? How can one *define* adaptivity? What *methods* are related to adaptivity? What *applications* are related to adaptivity?
2. Which *challenges* can be solved by using adaptive mechanisms? Are there *open research questions* re-

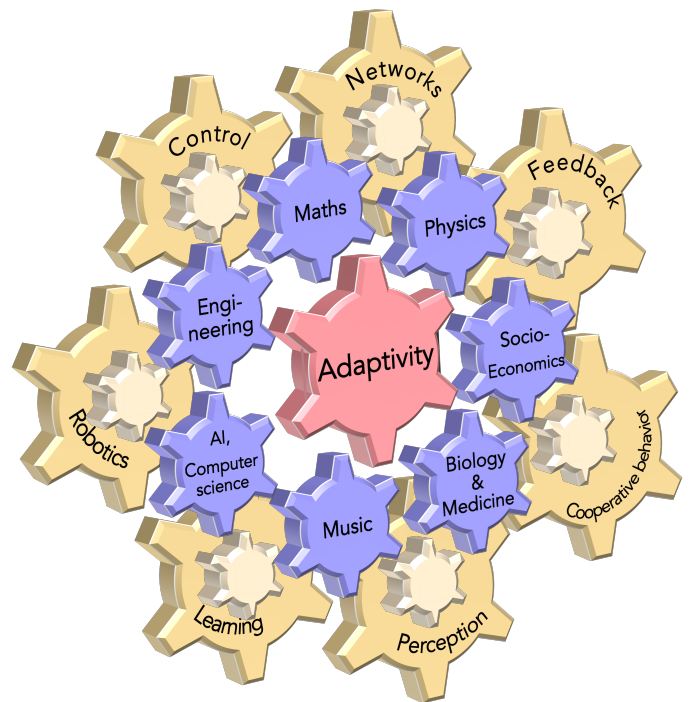


Figure 1. Adaptivity across different scientific disciplines (blue) and applications (yellow) as well as its strong inter-linking and interlocking, similar to a system of gears.

lated to adaptivity? What are the *future perspectives*?

The article consists of four main topical parts: Network perspective and the modeling of adaptivity (Sec. II), Perception and neural adaptivity (Sec. III), Adaptivity and artificial learning (Sec. IV), and Adaptivity in socio-economic systems (Sec. V). Each part contains perspectives from several specialists active in the respective area of research.

In the first part (Sec. II), we discuss different ideas on the definition of adaptivity from the perspective of nonlinear dynamics, control theory and network science, and how adaptive systems can be used to understand real-world systems of interacting units (networks). In the beginning, a generic viewpoint on adaptivity with regards to the interplay of structure and function in dynamical network theory is introduced (Sec. II A). Building upon this idea, adaptation is discussed as a slowly evolving feedback mechanism (Sec. II B). Further highlighted are the interplay of adaptivity and noise as well as the role of adaptive control mechanisms in inducing critical transitions. Complementing the discussion on the notion of adaptivity, the question is raised: Is adaptivity in nonlinear dynamics, neuroscience, artificial intelligence and socio-economic dynamics instances of the same abstract notion? To answer this question, the framework of dependent type theory is introduced and suggested to be utilized for comparing different notions of adaptivity (Sec. II C). The last section summarizes the first part

from the complex networks perspective where the interplay between dynamics and network topology is in the center of interest (Sec. II D). Here, various connections between models featuring adaptivity are shown and adaptive network models are highlighted as a powerful modeling approach towards real-world dynamical systems.

The second part (Sec. III) focuses on the important role of adaptation in physiology, especially in the form of perception mechanisms and neuronal plasticity. Evolution tends to come up with similar solutions to related problems. The physiological properties of biological systems can be seen as complex networks of interactions which are known as regulatory networks. Under similar contexts, such regulatory networks of distinct systems share similarities – these are so called adaptation motifs, where specific adaptation motifs have distinct functional significance (Sec. III A). Organisms, and hence their brains, have developed strategies to adapt to modifications in the environment across timescales, from adaptation to sudden changes in sensory stimuli to long timescales of evolutionary processes. Also, learning and memory formation can be viewed as adaptive processes, where learning in neuronal circuits relies on short- and specifically long-term synaptic plasticity (Sec. III B). Neuronal systems often consist of millions of neurons whose individual dynamics are often not accessible with mathematical methods. However, for the macroscopic collective dynamics emerging in such systems, several methodologies have been developed. A powerful method is the next generation neural mass approach which allows for a low-dimensional reduction of neuronal populations equipped with frequency adaptation and short term plasticity (Sec. III C). Computational models have proven to be useful for understanding the mechanisms underlying adaptation mechanisms in the brain. In medicine, for example deep brain stimulation is the gold standard for treating medically refractory Parkinson’s patients who suffer from various motor and non-motor-symptoms and display an abnormal neuronal synchrony. Considering synaptic plasticity in computational modeling enables to design appropriate therapeutic stimulation (Sec. III D). Music is a constant adaptation process, where adaptations are active processes, including changing strategies, emotional reactions, or the development of new abilities. A physical culture theory is assuming music as an adaptive system to be represented by spatio-temporal electric fields in the brain, consisting of impulses, physical energy bursts, sent out, returning with a certain damping, thereby causing new impulses (Sec. III E). In experiments, the magnitude of the neural response in the auditory cortex is decreasing if the same stimulus is presented repetitively with a constant stimulus onset interval. The gradual reduction of the magnitude is termed adaptation and is suggested to be due to modulations of synaptic coupling between neurons (Sec. III F).

Another wide field where adaptivity plays a key role is artificial intelligence and machine learning. We illuminate this field in the third part of the article, Section IV.

Indeed, at its very heart, “learning” means “adapting” to input data. The adapting system can thereby be for example a real or “artificial brain” such as a neural network, and the adaptation rules may depend on the learning task, network architecture, and learning algorithm. Section IV provides a variety of perspectives on adaptivity in artificial learning, discussing current research, new applications, and open challenges. The methods span from deep neural networks (Sec. IV A) and recurrent neural networks (Sec. IV B), reinforcement learning (Sec. IV D) to reservoir computing (Sec. IV C). A common focus throughout the section IV is the two-way relationship between natural sciences and machine learning. On the one hand, tools from theoretical physics may provide insights into the functionality of machine learning algorithms, pushing our understanding beyond the ‘black box’ paradigm. In particular, concepts from statistical physics are explored to address fundamental questions, like reconciling the success of artificial learning with the curse of dimensionality (see Sec. IV A). Second, simple models inspired from physics are used to generate training data to probe specific features of machine learning algorithms, such as their ability to extract and utilize memory of a given input sequence (see Sec. IV B). On the other hand, the usage of machine learning tools to investigate (Secs. IV B, IV D) or to control (Secs. IV C, IV E) complex physical systems is a field of rapidly growing relevance. A sticking example is how reservoir computing techniques open up new strategies to control chaotic nonlinear dynamics (Sec. IV C). In this context, another major challenge concerns the exploration of the rules of (and the control of) the collective or co-operative behavior of self-organizing multi-agent systems; from the design of new algorithms (Sec. IV D) to the control of real-world microscopic ‘biomimetic’ intelligent particles and swarms of robots (Sec. IV E).

The last part of the article (Sec. V) is devoted to the large field of socio-economic system. Here, adaptive mechanisms appear naturally and play an important role for their modeling. Adaptive networks also play a central role not only for realistic investigations of spreading dynamics but can help to study and design interventions for disease containment, mitigation, and eradication. Elaborating on this, in the last section of this fourth part, an overview on adaptivity in epidemiology is provided (Sec. V A). Another interesting topic is the interaction of social and epidemic systems where also the coevolutionary (adaptive) dynamics of the interaction structure and the dynamical units is in the focus of recent research (Sec. V B). Apart from the connection to epidemiology, social systems themselves are adaptive. Here, adaptivity can be regarded as the process of changing social systems through external influences. In this context, understanding these changes induced by an increasing connectivity through online platforms or an increasing availability of information are driving research questions (Sec. V C). The human factor is also considerably important for the

(adaptive) control of power grids, e.g., considering a temporally changing energy consumption (Sec. VD). The challenges in order to be compatible with new circumstances are discussed from different viewpoints. In power grid systems, we find the adaptation of both the topology and dynamics of the grid. With this the last section of this article provides challenging open research questions that could be solved by using adaptivity one or the other way.

II. NETWORK PERSPECTIVE AND MODELS OF ADAPTIVITY

In this section, different ideas are discussed on how adaptivity can be defined in the context of nonlinear dynamics, control theory and network science, and how adaptive systems could be used to understand real-world systems of interacting units (networks). Perspectives are provided on how different dynamical models featuring adaptive mechanism are related and how these models can be used to investigate the dynamics of natural or man-made systems.

A. Structural adaptivity in dynamical networks – by Serhiy Yanchuk

Adaptivity is a general concept commonly understood as a process or ability of a system to adjust itself to changing (external) conditions. Thus, when speaking of adaptivity, one implicitly distinguishes the ‘conditions’ (X) and the adaptation property (Y). In the following, an attempt is made to define these two variables (components) with special reference to the theory of adaptive dynamical networks.

- **The structure** Y is the adaptation matter, the part of the system responsible for the adaptation properties. In adaptive dynamical networks, this is usually understood as a network structure represented by connectivity and/or connection weights. By analogy with dynamical networks and neuroscience in general, we refer to this variable as *structure*.
- **The function** X represents the conditions that trigger the adaptation. In adaptive dynamical networks, this is usually the dynamic state of the network, i.e., the collective and individual dynamics of the nodes. This factor may also include stochastic or external perturbations. These variables usually change with time, i.e., $X(t)$ in the case of temporal adaptation. Following the terminology of the dynamical networks, we generally refer to this variable as *function*.

The non-adaptive systems correspond to a constant structure $Y = Y_0$ which is independent of the function

$X(t)$. By assuming that X is governed by a system of differential equations, a general representation of a *non-adaptive* system is

$$\dot{X}(t) = f(X, Y), \quad (1)$$

$$\dot{Y} = 0. \quad (2)$$

We assume here the general case that the structure Y influences the function X . Systems (1)–(2) are often used for modeling neural networks with fixed connectivity Y . An example of a *non-adaptive* dynamical network is the coupled system

$$\dot{x}_i = f_i(x_i, t) + \sum_{j=1}^N \kappa_{ij} g_{ij}(x_i, x_j),$$

where $x_i(t)$ determines the state of node $i = 1, \dots, N$ and κ_{ij} is the connection weight ($\kappa_{ij} = 0$ if there is no connection). The absence of network adaptivity is indicated by the fixed structure κ_{ij} . The function variable in this example is $X = (x_1, \dots, x_N)$ while the structure variable is $Y = \{\kappa_{ij}\}_{i,j=1,\dots,N}$, and it is constant. The class of non-adaptive networks is extremely useful for modeling many processes and phenomena in nature and technology^{1–3}, see also Secs. IID, VA, VB and VC.

When the structure depends on the function, we obtain an adaptive system

$$\dot{X}(t) = f(X, Y), \quad (3)$$

$$\dot{Y}(t) = g(X, Y), \quad (4)$$

with a mutual structure-function interaction⁴.

An example of an adaptive dynamical network is

$$\dot{x}_i = f_i(x_i, t) + \sum_{j=1}^N \kappa_{ij} g(x_i, x_j), \quad (5)$$

$$\dot{\kappa}_{ij} = h(x_i, x_j, \kappa_{ij}), \quad (6)$$

where the rule (6) is responsible for the adaptation and the temporal changes of the structure Y . The rule (6) is the case when the connection weight between node i and node j depends only on the function of these nodes $x_i(t)$ and $x_j(t)$. Of course, this is not the only possible adaptation rule. Particular realisations of the adaptation rule (6) are neuronal systems with plasticity. Specifically, when the plasticity is long-term, i.e., the structural changes act on a slower timescale than the functional dynamics (neuronal spiking)^{5–9}, this leads to systems with multiple timescales. As a representative system, the paradigmatic adaptive network of phase oscillators

$$\dot{\phi}_i = \omega_i - \frac{1}{N} \sum_{j=1}^N \kappa_{ij} \sin(\phi_i - \phi_j + \alpha), \quad (7)$$

$$\dot{\kappa}_{ij} = -\varepsilon (\kappa_{ij} + \sin(\phi_i - \phi_j + \beta)), \quad (8)$$

appears to be very useful to study various phenomena in adaptive networks, such as synchronization, frequency clustering, recurrent synchronization, adaptivity-induced resistance to noise, and others^{8,10–15}, see also Sec. IID for an example. All of these phenomena are also revealed in more realistic and complex models such as Hodgkin-Huxley neurons with spike-timing-dependent plasticity^{8,16}. Thus, paradigmatic models of the type (7)–(8) have demonstrated their effectiveness in studying and predicting novel phenomena characteristic for large classes of adaptive networks.

The main challenges in studying the above classes of adaptive dynamical networks are as follows:

- High dimensionality. If the number of nodes in the network is N , the number of possible connections is N^2 . Thus, the dimensionality of the model increases dramatically compared to dynamical networks with a fixed structure.
- If the adaptation is slow, i.e., $\varepsilon \ll 1$ in Eq. (8), the system becomes multi-scale with the slow manifold of dimension N^2 . This additional multiscale structure provides opportunities for analysis¹⁷, but for large networks, it goes far beyond the standard results employing geometric singular perturbation theory.

Despite recent advances in the study of dynamical adaptive networks, many challenging problems remain unsolved. These problems include mean-field theory, application to climate network modeling, understanding the role of adaptivity in machine learning, developing dimensionality reduction techniques, particularly methods for dealing with extremely high-dimensional slow manifolds. Besides large networks, small networks with adaptivity appear to have a highly nontrivial bifurcation structure compared to their non-adaptive counterparts. Studying and finding typical bifurcation scenarios in such systems (à la Eckhaus instability or Busse-balloons in PDEs) is another open and challenging problem.

B. Adaptation, slow feedback and noise – by Igor Franović

Adaptation is often qualitatively described as a slow evolution of network connectivity patterns due to a feedback from the nodal dynamics, drawing comparison to synaptic plasticity in neuronal systems¹⁸, see also previous section. Nevertheless, one should bear in mind that adaptation may also directly impact the features of nodal dynamics, with examples ranging from frequency adaptation in clapping audiences or flashing fireflies¹⁹ to scenarios where the limited availability of metabolic resources modulates neuronal excitability^{20,21} or contributes to maintaining neuronal systems near criticality²². An example can be found in Sec. III C. While these two types of adaptation, affecting the coupling or nodal dynamics, may appear independently, it is also not uncommon

that they act in concert guiding the system’s self-organization^{23,24}. So far, most of the systematic insights on the role of adaptation have been gained regarding its impact on synchronization, including how it gives rise to different states of (partial) synchrony^{7,12,25–28}, or the way it modifies the order of synchronization transition¹⁹ and the associated nucleation process²⁹. Another active branch of research concerns adaptation as a general control mechanism, highlighting its role in inducing critical transitions^{21,22} and triggering of alternating or cyclic activity patterns^{30–32}.

a. Interaction of adaptation and noise. An important, but still insufficiently understood problem concerns the interaction between adaptation and noise, an issue naturally arising in applications to neuroscience. In spite of an apparently desynchronizing effect of noise, it has been shown that adaptation and noise may give rise to a self-organized network activity that promotes growth of overall synaptic strength⁸, thereby canceling the potentially desynchronizing stochastic effects. While this may seem counterintuitive, one should recall that classical synaptic plasticity rules, such as spike-timing dependent plasticity¹⁸, support synaptic potentiation if coupled neurons are approximately (but not identically) synchronized and maintain their relative order of firing³³. However, such self-organized resilience of synchronization to noise is so far evinced for coupled oscillators rather than coupled excitable or mixed excitable-oscillatory populations. Addressing the two latter cases would be highly relevant for applications in neuroscience where local dynamics typically involves excitability and diversity^{34–36}.

Apart from the mean effect on the overall coupling strength, an additional subtlety from the interaction of adaptation and noise concerns stochastic fluctuations, so far addressed mostly at the microscopic level. For motifs of coupled stochastic excitable units, such an interaction may induce switching dynamics, i.e. slow stochastic fluctuations between coexisting metastable states. The switching is naturally reflected both at the level of nodal dynamics and the effective motif coupling configuration, given by the coupling strengths³⁷. In particular, for the example of a system of two identical excitable units, the noise can induce two different oscillatory modes with a different prevailing order of firing between the units. In presence of slow adaptation, such metastable states engage in an alternating dynamics, accompanied by an alternation of coupling configurations characterized by a strong coupling in one direction and a strongly depressed one in the opposite direction. Translated to the language of neuroscience, the latter effect corresponds to a switching between two functional neuronal motifs with directed couplings on the same structural motif³⁸.

Concerning stochastic fluctuations at the level of a single excitable system, it has been shown that a slowly adapting feedback, acting as a low pass filter to affect the unit’s excitability³¹, may in an interaction with noise induce a novel form of behavior called stochastic bursting, an alternating activity involving episodes of relative si-

lence interspersed with irregular spiking. Such stochastic bursting occurs in the parameter region that in the limit of an infinite scale separation between the units' dynamics and adaptation, supports bistability between noise-induced and noise-perturbed spiking. Apart from inducing a novel type of behavior, adaptation may also provide for a control mechanism of coherence resonance³¹ or may make the noise-induced suppression of spiking frequency within inverse stochastic resonance more efficient^{32,39}.

b. Impact of adaptation rate. An often overlooked feature of adaptation when elaborating its impact on emergent dynamics is the adaptation rate. Classically, adaptation rate is considered to be sufficiently slow such that the overall dynamics may be treated within the framework of singular perturbation theory¹⁷, separating between the fast local dynamics of units and the slow evolution of adaptation variables. However, the impact of adaptation rate has not been investigated systematically, mostly due to a lack of an appropriate analytical method. In certain examples, it has numerically been shown that intermediate adaptation rates can substantially deviate the system's behavior from the predictions of singular perturbation theory³⁷, and finding appropriate means to address this issue remains an open problem.

c. Mathematical approaches to adaptation. In a broader perspective, developing mathematical approaches to study adaptive networks is challenging because it requires reconciling different aspects of system behavior, such as criticality, feedback, multiple timescale dynamics, diversity and noise. So far, an extension of master stability function approach⁴⁰ has proven effective in reducing the synchronization problem by separating for dynamical and topological features, allowing for a classification of system states with respect to synchronization properties. For coupled phase or neural oscillators, such an approach has revealed that adaptation may induce a desynchronization transition¹², and support different multi-frequency hierarchical cluster states and chimera-like states of partial synchronization. Nevertheless, the general problem of the impact of adaptation on system's multistability remains open. In certain cases, like the Kuramoto phase oscillators with an asymmetric spike-timing dependent plasticity-like plasticity rule, adaptation has been shown to induce multistability between the synchronized, desynchronized and multiple partially synchronous states⁷. Also, for adaptively coupled identical phase oscillators, multicluster states have been shown to exhibit a high degree of multistability^{25,26}. Apart from understanding the impact on synchronization problem, an important issue concerns the role of adaptation in inducing cyclic activity patterns by controlling critical transitions of the adaptation-free system. Treating such problems, like the onset of collective activity bursts in heterogeneous systems adaptively coupled to a pool of resources³⁰, requires combining different reduction approaches^{41–43} and multiple timescale methods. Nevertheless, developing rigorous mathematical approaches where mean-field methods apply to layer dy-

namics while adaptation is treated by a reduced system, is a vibrant field of investigation. In parallel, a hybrid approach for treating the interaction of adaptation and noise by combining the Fokker-Planck formalism with multiple timescale methods has recently been derived³¹. Further generalization of adaptation concept to cases where adaptation rate itself varies in time may additionally require including methods from nonequilibrium thermodynamics and information theory. This naturally applies to sensory adaptation^{44,45}, where information transmission is optimized under different constraints, including metabolic costs, dynamic range, and intrinsic stochasticity⁴⁶. From the perspective of nonequilibrium thermodynamics, sensory adaptation is a dissipative process ruled by an energy-speed-accuracy tradeoff⁴⁴, where one may exploit the relation between adaptation and irreversibility⁴⁵, quantified by the entropy production.

C. Adaptivity: a shared notion? – by Nicola Botta and Nuria Brede

This article illuminates *adaptivity* from the perspective of very different disciplines, ranging from non-linear dynamics to psychology, neuroscience and computer science. Yet, while most authors would agree that adaptivity is a *property*, see e.g. Sec. II A, their answers to the question ‘A property of **what?**’ presented in the various contributions seem to differ.

A key idea commonly put forward is that adaptivity is a ‘feature of natural and artificial complex systems’. Thus, from this perspective, adaptivity is a property of a *system*.

However, in their 1992 seminal paper ‘Reinforcement learning is direct adaptive optimal control’⁴⁷. Sutton, Barto and Williams argue that what is *adaptive* is a *method* for controlling a system, rather than the system itself. Is adaptivity a property of optimal control methods?

It is worth noticing that optimal control methods do not need to be adaptive. At least since 1957⁴⁸, we know that many deterministic and stochastic sequential decision problems can be solved for optimal *policies* via dynamic programming. And dynamic programming can indeed be applied to also solve non-deterministic, fuzzy and, more generally, *monadic* stochastic sequential decision problems⁴⁹, as long as the uncertainty monads and the *measures of uncertainty* (for example, for stochastic uncertainty, the expected value measure) satisfy certain *compatibility* conditions⁵⁰.

But when the transition function (or the reward function) of a stochastic sequential decision problem is not given, optimal policies have to be learned by interacting, step after step, with an *environment*: for example, via Q-learning⁵¹. This is *learning to act optimally* rather than *optimal planning*.

Even if we share the intuition that adaptivity is a property of a *system* (or of a *method* for controlling a

system) that interacts *sequentially* with an *environment*: are the notions of adaptivity in nonlinear dynamics, neuroscience, artificial intelligence and socio-economic dynamics instances of the same abstract notion? Or are they genuinely different, perhaps even incompatible notions?

Answering these questions necessarily requires *specifying* and comparing to each other such notions. But what is a suitable framework for doing such a comparison of notions? It's clear that natural language is not up to the task: when formulating concepts and notions in natural language, it is hard to avoid inconsistencies and circularities and we often end up talking at cross purposes!

What about mathematics? Most scientists are well trained in applying elementary mathematics and first order logic to formulate properties in specific *domains*. In mathematics, for example, we apply mathematical specifications like

$$f : A \rightarrow B \text{ injective iff} \quad (9)$$

$$\forall x, y \in B, f(x) = f(y) \Rightarrow x = y$$

to *explain* what it means for a function to be injective. Or, in dynamical systems theory, to explain what it means for a function to be the flow of a deterministic system:

$$\varphi : \mathbb{R} \rightarrow (X \rightarrow X) \text{ flow iff} \quad (10)$$

$$\varphi(0) = id \text{ and } \varphi(t_1 + t_2) = \varphi(t_2)(\varphi(t_1)).$$

Can we exploit *mathematical specifications* to clarify what it means for a system to be adaptive, for example in artificial intelligence? Or in neuroscience? A major difficulty is that pen and paper mathematical specifications are error-prone: did you spot the errors in Eqs. (9) and (10)? We write specifications to clarify and exchange ideas, and syntactic errors can be confusing or even misleading. Is it possible to write mathematical specifications in a language that allows to reject specifications which are incorrect and warns against possible conceptual mistakes and circularities?

In⁵², Ionescu et al. show that *type theory* fits most of the requirements for frameworks for *modelling* and *programming* put forward by Broy et al.⁵³.

*Dependent type theory*⁵⁴ may be seen as a pure functional programming language with a static type system. It was developed as a foundational theory by the Swedish mathematician and philosopher Per Martin-Löf⁵⁵, who intended it to have the same role for intuitionistic mathematics that set theory expressed in predicate logic had had for classical mathematics. It has solid implementations (NuPRL⁵⁶, Coq⁵⁷, Agda⁵⁸, Idris⁵⁹, Lean⁶⁰) and impeccable mathematical credentials.

Dependent type theory is an ideal framework *both* for formulating *and* for machine checking mathematical specifications. For example, if we try to specify the notions of injectivity and flux as in Eqs. (9) and (10) in

Idris, the *type checker* will complain. However, it will accept

$$\text{Injective} : \{A, B : \text{Type}\} \rightarrow (A \rightarrow B) \rightarrow \text{Type}$$

$$\text{Injective } \{A\} f = (x, y : A) \rightarrow f x = f y \rightarrow x = y$$

as a legal specification. Notice that *Injective* f is a *type*. It encodes the logical *proposition* ‘for all x, y of type A , $f(x) = f(y)$ implies $x = y$ ’.

Because types can represent propositions⁶¹, dependent type theory is also the key for writing programs that are correct ‘by construction’. This is crucial for safety-critical applications^{62–66} but also in research areas in which testing model implementations is nearly impossible or too expensive⁶⁷.

In^{68–71}, we have demonstrated that type theory can be applied to understand notions of *vulnerability*, *viability*, *reachability*, *avoidability* (discrete dynamical systems), *optimality* (control theory), *climate sensitivity*, *commitment*, and *responsibility* (climate policy).

We argue that dependent type theory would also be an ideal framework for formulating and comparing the notions of *adaptivity* in different research areas, understanding their differences and similarities, identifying shared concepts and computational methods and facilitating the communication between disciplines.

D. Partial synchronization patterns in adaptive networks – by Eckehard Schöll

From a complex networks perspective, the interplay between dynamics and network topology is in the center of interest. Collective dynamics in networks of nonlinear oscillators is often characterized by synchronization phenomena^{1,2}, as already studied by Christiaan Huygens in 1656. Among these, partial synchronization patterns have become a major focus of research recently⁷². Examples are provided by cluster or group synchronization (where within each cluster all elements are completely synchronized, but between the clusters there is a phase lag, or even a difference in frequency), and many other forms. A particularly intriguing example of partial synchronization patterns, which has recently gained much attention, are *chimera states*, i.e., symmetry-breaking states of partially coherent and partially incoherent behavior, for recent reviews see^{73–75}. Chimera states in dynamical networks consist of spatially separated, coexisting domains of synchronized (spatially coherent) and desynchronized (spatially incoherent) dynamics. They are a manifestation of spontaneous symmetry-breaking in systems of identical oscillators, and occur in a variety of physical, chemical, biological, neuronal, ecological, technological, or socio-economic systems. Other examples of partial synchronization include solitary states^{76–78}, where one single or a few elements behave differently compared with the behavior of the background group, i.e., the neighboring elements, or hierarchical multifrequency clusters¹¹.

In adaptive networks the coupling weights are not fixed, but are continuously adapted by feedback of the dynamics, and both the local dynamics and the coupling weights evolve in time as co-evolutionary processes, compare with discussions in Secs. II A or II B. Adaptive networks have been reported for chemical⁷⁹, epidemic⁸⁰ (see also Secs. V A and V B), biological, and social systems⁸¹ (see also Secs. V C). A paradigmatic example of adaptively coupled phase oscillators has recently attracted much attention^{11,12,25,26,82–89} and it appears to be useful for predicting and describing phenomena in more realistic and detailed models^{9,16,90,91}. It describes N adaptively coupled phase oscillators^{11,25}

$$\dot{\phi}_i = \omega_i + \sum_{j=1}^N a_{ij} \kappa_{ij} f(\phi_i - \phi_j), \quad (11)$$

$$\dot{\kappa}_{ij} = -\epsilon (\kappa_{ij} + g(\phi_i - \phi_j)), \quad (12)$$

where $\phi_i \in [0, 2\pi)$ represents the phase of the i th oscillator ($i = 1, \dots, N$), ω_i is its natural frequency, and κ_{ij} is the coupling weight of the connection from node j to i . Further, f and g are 2π -periodic functions where f is the coupling function and g is the adaptation rule, and $\epsilon \ll 1$ is the adaptation time constant. The connectivity between the oscillators is described by the entries $a_{ij} \in \{0, 1\}$ of the adjacency matrix A . In particular, for the Kuramoto phase oscillator⁹², the coupling function is $f(\phi) = -\sin \phi$, and synaptic neuronal plasticity may be described by $g(\phi) = -\cos(\phi + \beta)$ where the parameter β describes different adaptivity rules.

One purpose of this section is to provide a new perspective by demonstrating that a wide range of models ranging from neuronal networks with synaptic plasticity via power grids to physiological networks modeling tumor disease and sepsis can be viewed as adaptive oscillator networks, and partial synchronization patterns can be described on equal footing. This modeling approach allows one to transfer methods and results from one system to the other.

A common class of network models describing power grids is given by N coupled phase oscillators with inertia⁹³, also known as swing equation. It has been widely used in works on synchronization of complex networks and as a paradigm for the dynamics of modern power grids^{94–104}.

$$M\ddot{\phi}_i + \gamma\dot{\phi}_i = P_i + \sum_{j=1}^N a_{ij} h(\phi_i - \phi_j), \quad (13)$$

where M is the inertia coefficient, γ is the damping constant, P_i is the power of the i th oscillator (related to the natural frequency $\omega_i = P_i/\gamma$), h is the coupling function, and a_{ij} is the adjacency matrix as defined in Eq. (11). Another view on the role of adaptivity for power grid systems can be also found in Sec. V D.

It has been shown¹⁰⁵ that the class of phase oscillator models with inertia is a natural subclass of systems with

adaptive coupling weights where the weights denote the power flows between the corresponding nodes. We first write Eq. (13) in the form

$$\dot{\phi}_i = \omega_i + \psi_i, \quad (14)$$

$$\dot{\psi}_i = -\frac{\gamma}{M} \left(\psi_i - \frac{1}{\gamma} \sum_{j=1}^N a_{ij} h(\phi_i - \phi_j) \right). \quad (15)$$

where ψ_i is the deviation of the instantaneous phase velocity from the natural frequency ω_i . We observe that this is a system of N phase oscillators (14) augmented by the adaptation (15) of the frequency deviation ψ_i . Similar systems with a direct frequency adaptation have been studied in^{19,106–108}. Note that the coupling between the phase oscillators is realized in the frequency adaptation which is different from the classical Kuramoto system⁹². In order to introduce coupling weights into system (14)–(15), we express the frequency deviation ψ_i as the sum $\psi_i = \sum_{j=1}^N a_{ij} \chi_{ij}$ of the dynamical power flows χ_{ij} from the nodes j that are coupled with node i . The power flows are governed by the equation $\dot{\chi}_{ij} = -\epsilon (\chi_{ij} + g(\phi_i - \phi_j))$, where $g(\phi_i - \phi_j) \equiv -h(\phi_i - \phi_j)/\gamma$ are their stationary values¹⁰⁹ and $\epsilon = \gamma/M$. It is straightforward to check that ψ_i , defined in such a way, satisfies the dynamical equation (15).

As a result, the swing equation (14)–(15) can be written as the following system of adaptively coupled phase oscillators

$$\dot{\phi}_i = \omega_i + \sum_{j=1}^N a_{ij} \chi_{ij}, \quad (16)$$

$$\dot{\chi}_{ij} = -\epsilon (\chi_{ij} + g(\phi_i - \phi_j)). \quad (17)$$

The obtained system corresponds to (11)–(12) with coupling weights χ_{ij} and coupling function $f(\phi_i - \phi_j) \equiv 1$. The coupling weights form a pseudo coupling matrix χ describing the power flow between the nodes. Note that the base network topology a_{ij} of the phase oscillator system with inertia Eq. (13) is unaffected by the transformation.

In adaptive phase oscillator networks there exists a diversity of multifrequency cluster states^{11,26,89}, including chimera states¹¹ and solitary states¹¹⁰. In a multifrequency cluster state, all oscillators split into M groups (called clusters) each of which is characterized by a common cluster frequency Ω_μ . In particular, the temporal behavior of the i th oscillator of the μ th cluster ($\mu = 1, \dots, M$) is given by $\phi_i^\mu(t) = \Omega_\mu t + \rho_i^\mu + s_i^\mu(t)$ where $\rho_i^\mu \in [0, 2\pi)$ and $s_i^\mu(t)$ are bounded functions describing different types of phase clusters characterized by the phase relation within each cluster²⁵.

As an example, in Fig. 2(a,c), we present a 4-cluster state of in-phase synchronous clusters on a globally coupled network. Hierarchical multicluster states are built out of single cluster states whose frequency scales approximately with the number N_μ of elements in the cluster. The coupling matrix displayed in Fig. 2(e) shows

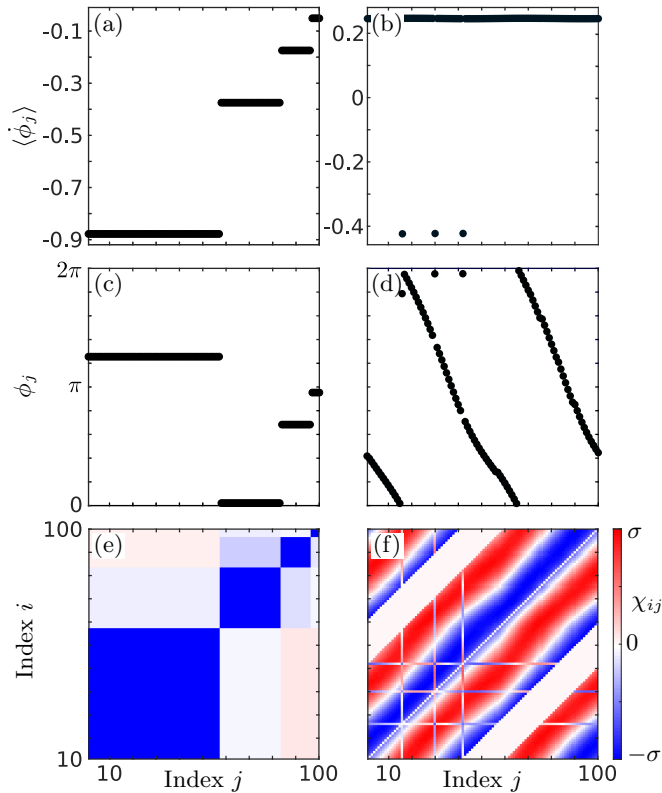


Figure 2. Hierarchical multicluster states in networks of coupled phase oscillators with inertia. The panels (a,b), (c,d) and (e,f) show the temporally averaged phase velocities $\langle \dot{\phi}_j \rangle$, phase snapshots $\phi_j(t)$ and the pseudo coupling matrices $\chi_{ij}(t)$, respectively, at $t = 10000$. In (e) the oscillator indices are sorted in increasing order of their mean phase velocity. The states were found by numerical integration of (13) with identical oscillators $P_i = 0$, $h(\phi) = -\sigma\gamma \sin(\phi + \alpha)$, and uniform random initial conditions $\phi_i(0) \in (0, 2\pi)$, $\psi_i(0) \in (-0.5, 0.5)$. The parameter α is a phase-lag of the interaction¹¹¹. Parameters: (a,c,e) globally coupled network, $M = 1$, $\gamma = 0.05$, $\sigma = 0.016$, $\alpha = 0.46\pi$; (b,d,f) nonlocally coupled ring network with coupling radius $P = 40$, $M = 1$, $\gamma = 0.3$, $\sigma = 0.033$, $\alpha = 0.8\pi$; $N = 100$. After¹⁰⁵.

the characteristic block diagonal shape known for adaptive networks. In particular, the oscillators within each cluster are more strongly connected than the oscillators between different clusters.

A second example, which uses a splay state with $\phi_j = 2\pi k j / N$ and wavenumber $k \in \mathbb{N}$ as the building block for multiclusters, is shown in 2(b,d,f). Splay states are characterized by the vanishing local order parameter $R_j = |\sum_{k=1}^N a_{jk} \exp(i\phi_k)| = 0$. Figure 2(b,d,f) presents a hierarchical mixed-type multicluster on a nonlocally coupled ring of phase oscillators. It consists of one large splay cluster with wavenumber $k = 2$ and a small in-phase cluster consisting of three solitary states.

In summary, the findings for partial synchronization of adaptively coupled phase oscillators can be transferred to networks of phase oscillators with inertia. This holds not

only for simple homogeneous systems, but also for heterogeneous real-world networks, like the German ultra-high voltage power grid¹⁰⁵.

In recent years, studies on both types of models, oscillators with inertia and adaptively coupled oscillators, have revealed a plethora of common dynamical scenarios including solitary states^{100,101,110,112}, multifrequency clusters^{25,26,99,113}, chimera states^{11,85,114}, hysteretic behavior and non-smooth synchronization transitions^{29,83,98,115,116}. Power grids, as well as neuronal networks with synaptic plasticity, and other adaptive networks describe real-world systems of tremendous importance for our daily life, which exhibit partial synchronization patterns that may be important for the understanding of the onset of instability. Neural systems and power grid networks are also discussed in the Secs. III and V, respectively. A particularly intriguing example and a future perspective is the functional modeling of physiological 2-layer networks of the immune system and the parenchyma coupled adaptively by cytokines^{117,118}. This can be used for the modeling of tumor disease and sepsis with the immune layer as reference point, where the healthy state is characterized by complete frequency synchronization and the pathological state is a multifrequency cluster state.

III. PERCEPTION AND NEURAL ADAPTIVITY

In this section, the focus is on adaptive mechanisms in physiological systems. Here, basic regulatory principles are highlighted, fundamental concepts for a physical culture theory are developed, mechanisms and modeling of perception are described, and concrete medical applications on neural networks are presented.

A. Design principles for adaptation in physiological systems – by Omer Karin

The physiological properties of biological systems arise from the myriad of interactions of their underlying components. As an example, the production rate of proteins from a gene depends on the abundance of other proteins, known as transcription factors, whose production depends on the abundance of other transcription factors. Similarly, the secretion of a hormone to the bloodstream depends on the concentrations of other blood factors, which are themselves affected by the levels of other hormones. These complex networks of interactions are known as regulatory networks.

Molecular biologists study regulatory networks by identifying interactions such as negative or positive regulation. However, even simple regulatory networks behave in ways that are unintuitive or surprising (due to feedback, multiple time- and spatial- scales, and nonlinearities), necessitating the use of mathematical models. But how can we hope to develop such models, when the

underlying networks are complex and our own knowledge of them is limited?

One way to make progress is to notice that evolution tends to come up with similar solutions to related problems. It is often the case that, under similar contexts, the regulatory networks of distinct systems share mathematical similarities - these are so called regulatory motifs or design principles^{119–121}. By identifying such *design principles*, one can extract a deeper understanding of the functional significance of the regulatory interactions. This is evident in a unique class of regulatory motifs - those that allow biological systems to adapt and function in a predictable manner, despite the complexity of the regulatory networks.

Consider the problem of maintaining homeostasis of a blood factor such as glucose (denoted x). Blood glucose needs to be maintained within a narrow range (around 5 mM) with deviations being detrimental or even life-threatening. Our bodies have a natural mechanism to lower blood glucose - we have specialized cells called β -cells which can sense blood glucose and secrete the hormone insulin, which causes remote cells (fat cells, skeletal muscle cells, and liver cells) to reduce glucose levels. This mechanism can maintain glucose around some steady-state, which would depend sensitively on many parameters, including the abundances β -cells, plasma volume, and the responses of cells to insulin. These can (and do) vary greatly between individuals, yet we know that most individuals can maintain blood glucose within a narrow range¹²².

A related problem occurs in bacterial chemotaxis. The bacteria *E. coli* navigates with a strategy resembling a random walk, where it moves and reorients with some set rate ϕ (typically once every few seconds). This is known as the tumbling rate. Navigation is achieved by adjusting ϕ according to sensed ligand molecules known as attractants and repellants. A step increase in an attractant molecule transiently decreases ϕ , leading to net drift towards areas with higher attractant concentration. However, at fixed attractant concentration u , over a wide sensed range, ϕ is constant and independent of u ^{123,124}. How is ϕ maintained constant, despite variations in the input activity of the circuit?

It has long been suggested that both problems are closely related to the engineering problem of disturbance rejection^{125–127}. This problem is exemplified by how a cruise-control system of a car maintains a fixed speed on varying slopes, or how a thermostat maintains a fixed temperature in uncertain operating conditions. The solution requires integral feedback: the controller feedback increases with the error (it integrates the error), so at steady-state the error is zero.

How is integral feedback implemented in biological circuits? In hormone circuits there appears to be a simple answer. Let x be the regulated variable and y to be its regulating hormone, with Z the mass of the tissue that secretes the hormone. In the blood glucose system, x is blood glucose, y is blood insulin, and Z is β -cell mass.

The following motif is observed across hormone systems: there is a slow negative feedback where the main regulator of the growth dynamics of Z is x , that is, x adjusts the death-, growth-, and replication-rates of the cells of Z . Thus:

$$\dot{Z} = f(x)Z, \quad (18)$$

where $f(x)$ is the x -dependent growth rate. The system will settle at the steady-state where $f(x) = 0$ (denoted x_0) regardless of variation in the other physiological parameters, including plasma volume, secretion rate, and the responses of remote cells.

The ubiquity of the motif suggests that it is uniquely advantageous. Why is it so prevalent? Beyond integral feedback, another intriguing phenomena occurs. Consider for example the following simple model for the glucose system:

$$\begin{aligned} \dot{u} &= u - sxy, \\ \dot{y} &= pZ - \gamma y, \end{aligned} \quad (19)$$

where s is the sensitivity to the response of the hormone, and p is the product of the per-cell secretion and (inverse) plasma volume. u is the time-dependent input, incorporating e.g. meal intake. Eq.(18) not only sets the steady-state of x to $x = x_0$, it makes the entire dynamics in response to any input u invariant of s, p ¹²⁸. These scale invariant dynamics are evident in clinical data from distinct hormonal systems^{128–131}.

Scale invariance also occurs in bacterial chemotaxis; in this case, the dynamics of the tumbling rate $\phi(t)$ are modulated by the attractant input $u(t)$ in a manner which depends only on relative, rather than absolute, changes in $u(t)$, a phenomena known as *fold-change detection*¹³². Fold-change detection is documented in the navigation systems of other simple organisms, including in worms and slime molds^{133,134}.

What about more complex organisms? In vertebrates, including mice and humans, movement is controlled by the transmission of dopamine in the mid-brain. Dopamine is secreted in response to surprise (or *prediction error*) about rewards, such as food or drink; better outcomes than expected cause dopaminergic neurons to fire above their baseline rate, while worse outcomes transiently inhibit dopaminergic firing¹³⁵. The responses are also scale-invariant¹³⁶. Finally, when the animal moves, dopamine changes in a way that is consistent with a response to the temporal derivative of a spatial input field¹³⁷.

Upon closer examination, the dopamine system appears to share key similarities with the chemotaxis system, where in the case of dopamine the input field corresponds to expectations about rewards¹³⁸. This input field decays spatially from actual locations where rewards are provided, similar to the decay of a chemical attractant from its source. Dopamine also invigorates movements in a manner analogous to the effect of attractants on bacterial movement.

We therefore identified another regulatory motif: fold-change detection of an input field, which modulates movement statistics. What is the function of this motif? From the perspective of sensing, scale invariance allows us to remove uncertainty and retain sensitivity over a wide dynamic input range. An additional distinct advantage is apparent when we consider the coupling between sensing and movement. The fold-change detection circuit calculates the temporal logarithmic derivative of the input $u(t)$. In a spatial setting, we can consider a spatial input field $U(x)$; the movement dynamics of the organism over long time- and length- scales would be captured by the stochastic dynamics:

$$dx = \beta v^2 \phi \nabla \log U dt + v^2 \sqrt{2\phi} dW, \quad (20)$$

where v is the typical movement speed, and β depends on circuit parameters. The steady-state distribution of the organism location is $P(x) = U(x)^\beta$, which only depends on circuit parameters (rather than movement parameters); the motif thus provides a robust mechanism for sampling a power of the input field. This is again consistent with experimental observations on both chemotaxis and the dopamine system¹³⁸.

The examples considered here suggest that adaptation motifs that allow for scale-invariant dynamics are prevalent; and that specific adaptation regulatory motifs, which recur in similar contexts, have distinct functional significance. Identifying these motifs, and comparing their behavior in different contexts, is due to improve our understanding of how biological function is achieved by complex regulatory networks.

B. Adaptation and neuronal coding – by Christoph Miehl

“To live is to adapt to the world around us”¹³⁹. The environment of an organism can change on vastly different timescales, ranging from, e.g., a change in lighting to climate change. Organisms, and hence their brains, have developed strategies to adapt to these modifications in the environment across timescales, from adaptation to sudden changes in sensory stimuli to long timescales of evolutionary processes. In the following, some key adaptive mechanisms in the brain on short timescales are highlighted.

In principle, single neurons can adapt to changes in the environment based on two strategies, either by modifying their intrinsic or extrinsic properties. Intrinsic changes include, e.g. increases or decreases in the excitability of a neuron¹⁴². Extrinsic changes are related to updates in the strength of the synaptic connections onto the neuron. An extrinsic mechanism that has been linked to adaptation on short timescales (tens to hundreds of milliseconds) is short-term synaptic plasticity. Input spikes that occur within short timescales can cause a transient decrease (short-term depression) or an increase (short-term facilitation) of the synaptic efficacy¹⁴³ (see Sec. III C).

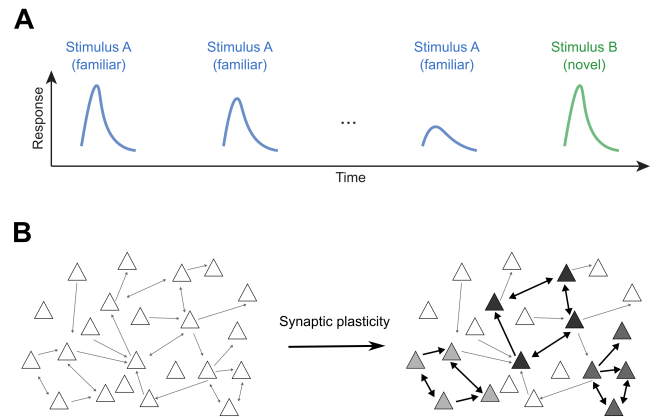


Figure 3. **A** Oddball paradigm. Presenting a stimulus repeatedly (stimulus A) leads to decrease of the neuronal response while the deviant stimulus (stimulus B) leads to high neuronal response. Panel adapted from¹⁴⁰. **B** Synaptic plasticity leading to strongly recurrently connected structures (assemblies). Panel adapted from¹⁴¹.

The mechanism leading to a permanent increase or decrease in synaptic strength is long-term synaptic plasticity. In experiments, long-term changes in the synaptic strength can be induced via a ‘pairing protocol’, a prominent example being spike-timing-dependent plasticity¹⁴⁴. Repeatedly triggering a spike in the postsynaptic neuron following a spike in the presynaptic neuron within approx. 10ms leads to long-term potentiation, while presynaptic spikes following postsynaptic spikes within approx. 10 - 100 ms leads to long-term depression^{145,146}. Both, short- and long-term plasticity have not only been identified at synapses between excitatory neurons but also at inhibitory-to-excitatory synapses (for more information see^{140,147}).

A prominent experimental paradigm to test adaptation on short timescales is the ‘oddball paradigm’¹⁴⁸. In this paradigm, one (usually visual or auditory) stimulus is presented many times, the standard (or familiar, predictable) stimulus. The second stimulus is only presented rarely, the deviant (or novel, unpredictable) stimulus. On the whole-brain level, electroencephalogram measurements reveal that presenting the deviant stimulus leads to a strong negative deflection in the EEG signal compared to the signal following from standard stimulus presentation, termed ‘mismatch negativity’^{149,150}. Similarly, measurements of either single neurons or neuronal populations in sensory cortices reveal elevated neuronal responses for deviant compared to the standard stimuli^{151–153} (Fig. 3A). Computational models have proven to be useful for understanding the mechanisms underlying short-term adaptation in the brain (see also Secs. III F and III C). Multiple studies suggest that short-term plasticity is a critical mechanism underlying adaptation to familiar stimuli^{154–156}, and short-term plasticity at inhibitory synapses is important for controlling tem-

poral context-dependent neuronal responses^{157,158}. In a complementary approach, it has been suggested that long-term plasticity at inhibitory-to-excitatory synapses underlies the difference in responses to familiar and novel stimuli¹⁵⁹. In this work, increase of inhibitory-to-excitatory synapses via long-term plasticity leads to a decrease in excitatory responses to familiar stimuli, while novel stimuli still lead to elevated responses.

Many functional implications have been suggested for the role of reduced neuronal activity for familiar stimuli compared to elevated activity for novel stimuli, ranging from efficient coding and redundancy reduction, fast detection of unexpected events, to Bayesian inference^{139,148}. Another highly considered implication is predictive coding. In this framework, it is thought that the goal of the brain is to minimize the difference between its internal prediction about the world and the sensory input¹⁶⁰. High responses to novel stimuli can be thought of as the prediction error. However, how exactly these computations are implemented in the brain, and how they are related to short- and long-term plasticity mechanisms is largely unresolved.

Neuronal circuits also need to be robust against perturbations. In experimental studies, disrupting the sensory inputs in the developing brain by performing deprivation experiments (e.g., closing the eye of an animal) leads to homeostatic adjustments of the respective neuronal circuits¹⁶¹. A related question is how tightly neuron intrinsic properties, like conductance densities, need to be regulated to maintain proper circuit function¹⁶². For example, computational models and machine learning tools reveal that similar circuit dynamics can be found even for vastly different ion channel conductance densities and that this degeneracy allows to dynamically compensate perturbations on very fast timescales^{163–165}. Neuromodulators (like serotonin, dopamine, etc.) are the chemicals that control the neuron’s intrinsic properties¹⁶⁶. Further computational studies have started investigating the combined effects of intrinsic and extrinsic neuron properties on neuronal activity and robust formation of switches between activity states, as found, e.g., in the sleep-wake cycle¹⁶⁷.

Furthermore, learning and memory formation can be viewed as adaptive processes. Interestingly, it is suggested that learning in neuronal circuits relies on the same mechanisms as described above, short- and specifically long-term synaptic plasticity. While short-term plasticity might underlie working memory¹⁶⁸, long-term plasticity has been hypothesized as the basis for long-term memory storage⁵. One prominent idea is that groups of strongly interconnected neurons, so-called ‘assemblies’, are the basic unit of representation in the brain and long-term plasticity has proven key for learning these connectivity structures in computational models^{141,169} (Fig. 3B). Neuronal circuits face the problem of ‘stability-flexibility tradeoff’, meaning that on the one hand synaptic connectivity should remain stable to allow for long-term memory storage and be robust against pertur-

bations, while on the other hand circuits should remain flexible allowing re-learning, or learning of new representations¹⁷⁰. Computational studies modeling neuronal networks have suggested different solutions, like reverberate neuronal activity¹⁷¹, inhibitory-to-excitatory plasticity¹⁷² or a combination of multiple synaptic plasticity and homeostatic mechanisms¹⁷³.

Despite recent promising developments, experimental and computational studies have only scratched the surface of understanding the role of intrinsic, short-, and long-term plasticity mechanisms in sensory adaptation. This endeavor is specifically important because deficits of information processing in neuropsychiatric diseases have been linked to disruptions in excitatory and inhibitory local circuits^{174,175} and mismatch negativity has been suggested as a biomarker for psychotic disorders¹⁷⁶.

C. A next generation neural mass approach to spike frequency adaptation and short term plasticity – by Simona Olmi

Neural mass models are mean field models developed to mimic the dynamics of homogenous populations of neurons. These models range from purely heuristic ones (as the well-known Wilson-Cowan model¹⁷⁷), to more refined versions obtained by considering the eigenfunction expansion of the Fokker-Planck equation for the distribution of the membrane potentials^{178,179}. However, quite recently, a *next generation neural mass model* has been derived in an exact manner for heterogeneous populations of quadratic integrate-and-fire (QIF) neurons¹⁸⁰. This next generation of neural mass models describes the dynamics of networks of spiking neurons in terms of macroscopic variables like the population firing rate and the mean membrane potential, and it has already found various applications in many neuroscientific contexts^{181–189}. Here we present an overview of the emergence of collective dynamics (e.g., synchronous, bursting neural dynamics) in next generation neural mass models that could either arise from spike-frequency adaptation or post-synaptic plasticity.

Spike-frequency adaptation is a widespread neurobiological phenomenon, exhibited by almost any type of neuron that generates action potentials. It occurs in vertebrates as well as in invertebrates, in peripheral as well as in central neurons, and may play an important role in neural information processing. Experimental work suggests that it is a result of different balancing currents triggered at a single cell after it generated a spike^{190,191}. Three main types of ionic adaptation currents that influence spike generation are known: voltage-gated potassium currents, which are caused by voltage-dependent, high-threshold potassium channels¹⁹²; the interplay of calcium currents and intracellular calcium dynamics with calcium-gated potassium channels¹⁹³, and the slow recovery from inactivation of the fast sodium channel¹⁹⁴. As a result of these cellular mechanisms, many neurons

show a reduction in the firing frequency of their spike response following an initial increase when stimulated with a square pulse or step.

Short-term plasticity^{143,195–198} refers to a phenomenon in which synaptic efficacy changes over time in a way that reflects the history of presynaptic activity (see Sec. III B). Two types of short-term plasticity, with opposite effects on synaptic efficacy, have been observed in experiments: short-term depression and short-term facilitation. On one hand synaptic depression is caused by the depletion of neurotransmitters consumed during the synaptic signaling process at the axon terminal of a pre-synaptic neuron and it has been linked to various mechanisms such as receptor desensitization^{199,200}, receptor density reduction^{201,202}, or resource depletion at glial cells involved in synaptic transmission^{23,203}. On the other hand synaptic facilitation is caused by the influx of calcium into the axon terminal after spike generation, which increases the release probability of neurotransmitters. Short-term plasticity has been found in various cortical regions and exhibits great diversity in properties^{204–206}.

In the context of spike-frequency adaptation, first efforts in the direction of applying a neural mass model were made in a network of coupled linear integrate and fire neurons, employing the Fokker-Planck formalism and an adiabatic approximation given long spike-frequency adaptation timescales²⁰⁷. Analyzing this mean-field description, Gigante et al. were able to identify different types of collective bursting. Recently, it has been shown that an excitatory next generation neural mass equipped with different short-term mechanisms of global adaptation can give rise to bursting behaviors¹⁸⁷. Moreover, in²⁰⁸, the authors have studied the effect of this adaptation mechanism on the macroscopic dynamics of excitatory and inhibitory next generation neural mass models. In a single population spike-frequency adaptation favors the emergence of population bursts in excitatory networks, while it hinders tonic population spiking for inhibitory ones. When considering two neural masses, symmetrically coupled in absence of adaptation, it is possible to observe the emergence of macroscopic solutions with broken symmetry: namely, chimera-like solutions in the inhibitory case and anti-phase population spikes in the excitatory one. Here the addition of spike-frequency adaptation leads to new collective dynamical regimes exhibiting cross-frequency coupling among the fast synaptic time scale and the slow adaptation one, ranging from anti-phase slow-fast nested oscillations to symmetric and asymmetric bursting phenomena.

In the context of short-term plasticity, a fundamental model for working memory based on short-term plasticity has been first introduced by Mongillo et al. in¹⁶⁸. Working memory is the ability to temporarily store and manipulate stimuli representations that are no longer available to the senses. In particular, in this model, synaptic facilitation allows the model to maintain an item stored for a certain period in working memory, without the need of an enhanced spiking activity. Furthermore, synap-

tic depression is responsible for the emergence of population bursts, which correspond to a sub-population of neurons firing almost synchronously within a short time window^{209,210}. This working memory mechanism is implemented in¹⁶⁸ within a recurrent network of spiking neurons, while a simplified heuristic firing rate model is employed to gain some insight into the population dynamics. A next generation neural mass model encompassing short-term synaptic facilitation and depression has been recently developed to revise the synaptic theory of working memory with a specific focus on the emergence of neural oscillations and their relevance for working memory operations¹⁸⁵. Due to the possibility of reproducing working memory operations associated with population bursts delivered at different frequencies (e.g., item loading and recall with transient oscillations in the δ band joined, as shown in²¹¹, to burst oscillations in $\beta - \gamma$ band, as shown in²¹², in addition to multi-item maintenance to harmonics in the $\beta - \gamma$ band), the neural mass model with short-term plasticity presented in¹⁸⁵ can represent a first building block for the development of an unified control mechanism for working memory, relying on the frequencies of deliverance of the self-emerging trains of population bursts. However, a development towards realistic neural architectures would require to design a multi-layer network topology to reproduce the interactions among superficial and deep cortical layers²¹³.

Spike-frequency adaptation and post-synaptic plasticity can be modeled respectively as an additive and a multiplicative term in the evolution equation of the mean membrane potential in the exact neural mass model. The novelty of this neural mass model, besides not being heuristic, but derived in an exact manner from the microscopic underlying dynamics, is that it reproduces the evolution of the population firing rate as well as of the mean membrane potential. This allows us to get insight not only on the synchronized spiking activity, but also on the sub-threshold dynamics and to extract information correlated to local field potentials and electroencephalographic signals, that are usually measured to characterize the activity of the brain at a mesoscopic/macroscopic scale. Even though these adaptation mechanisms can express tremendously different timescales, ranging from a few hundred milliseconds (e.g., spike-frequency adaptation¹⁹⁰) to days (e.g., postsynaptic receptor density reduction²⁰²) the mean-field descriptions remain applicable. However, note that a macroscopic model of synaptic plasticity cannot express a vesicle depletion at the presynaptic site¹⁸⁹, as introduced for single cell models in²¹⁴. Finally, thanks to the fact that adding spike-frequency adaptation leads to new collective dynamical regimes exhibiting cross-frequency coupling among the fast synaptic time scale and the slow adaptation one, the adaptive mechanisms in the framework of exact neural mass models could be useful to develop new models of self-organizing biological neural circuits that produce rhythmic outputs even in the absence of rhythmic input. An example could be the Central

Pattern Generators, which are responsible for the generation of rhythmic movements, since these models are often based on two interacting oscillatory populations with adaptation, as reported for the spinal cord²¹⁵ and the respiratory system²¹⁶.

D. Therapeutic reshaping of plastic networks – by Peter A. Tass

Regular deep brain stimulation is the gold standard for treating medically refractory Parkinson’s patients^{217–221}. In patients with advanced Parkinson’s disease, it was shown that regular deep brain stimulation plus medication was superior to medication alone²²². Notwithstanding its therapeutic efficacy^{223,224}, side effects are an issue^{225–228}. In fact, regular deep brain stimulation may cause characteristic side effects denoted as deep brain stimulation-induced movement disorders^{229,230}. Treatment efficacy is another limitation. Regular deep brain stimulation administered to the standard targets, subthalamic nucleus or globus pallidus internus, is not effective for the therapy of gait and other so-called axial symptoms, e.g., balance and posture impairment, and hardly improves or even worsens speech as well as affective and cognitive symptoms^{231–234}.

Abnormal neuronal synchrony is a hallmark of Parkinson’s disease²³⁵. Based on computational modelling it was suggested to specifically counteract abnormal neuronal synchrony by desynchronizing stimulation with phase-dependent stimulus delivery²³⁶ or by administering compound stimuli which cause a desynchronization irrespective of the initial dynamic condition^{237,238}. By design, coordinated reset stimulation employs comparably weak, phase resetting stimuli and does not require sophisticated calibration procedures²³⁸. Accordingly, it was selected for pre-clinical studies (animal experiments) and clinical studies. Initially, coordinated reset stimuli were suggested to be delivered in a demand-controlled manner in a closed-loop setting, e.g., by delivering coordinated reset stimuli whenever a neuronal population gets resynchronized or by adapting the amplitude of the coordinated reset stimuli to the amount of synchrony²³⁸.

By additionally considering synaptic plasticity^{141,173} (see also Secs. III B and III C), specifically spike-timing-dependent plasticity^{5,18,144,145}, in the neuronal network models used to design therapeutic stimulation, a radically new stimulation and treatment concept emerged²³⁹. It was observed that Coordinated Reset stimulation can shift a network from an unfavorable, synchronized attractor to a more favorable, desynchronized attractor (Fig. 4)²³⁹. From then on, coordinated reset stimulation and further variants were computationally developed and optimized to robustly cause an “unlearning” of pathological synchrony and synaptic connectivity, in this way causing long-lasting therapeutic effects^{239–247}. A series of computational studies revealed *novel stimulus response characteristics* of neural networks with spike-

timing-dependent plasticity:

- *Rebound of synchrony after cessation of stimulation*: Directly after cessation of coordinated reset stimulation, synchrony may reemerge and then spontaneously fade while further approaching the desynchronized attractor²⁴⁰.
- *Cumulative effects*: Effects of coordinated reset stimulation may accumulate over time²⁴⁸, and stimulation pauses may even improve the outcome⁹⁰.
- *Acute vs. long-term effects*: Acute stimulation effects (observed during stimulation) and long-term effects (emerging when the system relaxes into a stable state after cessation of stimulation) may differ substantially^{242,244}. One can even decouple neurons, i.e., reduce their synaptic weights, without desynchronization during stimulation²⁴⁴. In fact, acute effects do not necessarily serve as predictive markers for long-term outcome^{242,244}.
- *Transition to non-invasive stimulation*: Long-term effects are favorable because they enable to reduce stimulation time and, hence, potentially reduce side effects. However, a profound advantage of this type of stimulation is that it does not require implants to permanently deliver stimulation. Rather, as predicted theoretically^{249,250}, non-invasive stimulation can be delivered occasionally or regularly for a few hours. Non-invasive therapies are typically less risky and more appropriate for larger patient populations.
- *Functional restoration*: Not only stimulation-induced unlearning of abnormal synaptic connectivity and neuronal synchronization²³⁹, but also reshaping network connectivity by differentially up- or downregulating different synaptic connections²⁴⁶ may contribute to a restoration of function.
- *Different plasticity mechanisms*: In Parkinson’s disease pathophysiology, both spike-timing-dependent plasticity and structural plasticity^{251,252} are important²⁵³ and may induce different stimulation responses^{254,255}.

These computationally derived predictions and results enabled to design appropriate protocols for pre-clinical and clinical studies.

Invasive coordinated reset studies: Coordinated reset deep brain stimulation was successfully tested in Parkinsonian monkeys^{250,257–259}. For instance, a few hours of coordinated reset deep brain stimulation led to therapeutic effects lasting for one month²⁵⁰. In addition, cumulative and long-lasting desynchronizing and therapeutic effects were observed in Parkinson’s patients treated with coordinated reset deep brain stimulation²⁶⁰.

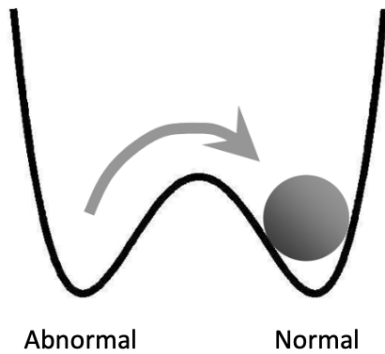


Figure 4. Schematic illustrating how desynchronizing stimulation induces long-lasting therapeutic effects by leveraging plasticity. Spike-timing-dependent plasticity is a fundamental plasticity mechanism of the nervous system which adapts the synaptic strengths based on the relative timings of post- and presynaptic spikes^{5,18,145}. Neural networks with spike-timing-dependent plasticity typically display bi- or multi-stability of stable states with stronger synchrony and synaptic connectivity and stable desynchronized states with weaker synaptic connectivity^{239,240,242,244,248,256}, as illustrated by a simple double-well potential here. These states serve as models for pathological and physiological conditions. Coordinated reset stimulation may shift the network into the basin of attraction of a stable desynchronized state, in this way causing a long-lasting desynchronization²³⁹.

Non-invasive coordinated reset studies: Vibrotactile coordinated reset fingertip stimulation was developed to provide patients with a non-surgical and non-pharmacological treatment option²⁶¹. To this end, instead of administering electrical bursts through depth electrodes, weak, non-painful vibratory bursts were non-invasively delivered in a coordinated reset mode to patients' fingertips²⁶¹. A first in human study²⁶² as well as pilot studies²⁶³ showed that vibrotactile Coordinated Reset stimulation is safe and tolerable and revealed a statistically and clinically significant reduction of Parkinson's disease symptoms off medication together with a significant reduction of high beta (21-30 Hz) power in the sensorimotor cortex. Remarkably, also axial symptoms, difficult to treat with regular deep brain stimulation, responded well to vibrotactile coordinated reset in these studies^{262,263}. For illustration, see patient videos in²⁶³. Of note, Parkinson's disease patients improved during a months-long vibrotactile coordinated reset treatment when evaluated after medication withdrawal, indicating a substantial improvement of the patients' conditions²⁶³. These findings indicate that vibrotactile coordinated reset treatment might even have an impact on metabolic and degenerative processes^{263,264}, e.g., by slowing or even counteracting degeneration-related processes, e.g., vicious circles giving rise to oxidant stress and mitochondrial impairment, causing a bioenergetic crisis and the death of dopamine neurons in the substantia nigra²⁶⁵⁻²⁶⁷.

E. Music and adaptivity – A Physical Culture Theory – by Rolf Bader

Understanding music is an interdisciplinary task²⁶⁸. Musical instruments are built such that we can perceive and actively play them, use them in social contexts and use them in terms of individual demands and tasks. Therefore, disciplines like physics of musical instruments, music psychology and neuromusicology, or music sociology, and politics need to interact to arrive at a holistic understanding of music. Furthermore, the role of music in culture, technology, economy, ethnicity, or its interactions with natural resources like the use of wood or alternative material for musical instrument building, need to be taken into consideration.

Thereby, music is a constant adaptation process. Listeners adapt to new musical pieces, musicians adapt to audiences, new musical instruments available, or new ideas of compositional techniques, instrument builders adapt to new sound and performance demands, new materials, or new technologies, society adapts to new musical pieces, genres, or ways of music presentations like mass media or streaming platforms. Such adaptations are active processes, including changing strategies, emotional reactions, or the development of new abilities. The participants of such adaptations might welcome, and deal with, or might try to reject and oppose, new developments.

Understanding and predicting music so far uses methods different for different disciplines²⁶⁸. Music Psychology often uses statistics or Bayesian methods. Musical Acoustics involves mainly analytical equations and discretization methods like finite-element or finite-difference methods. Musicethnology is still dominated by heuristic and historical methodology, still also has a large history of mathematical modeling, e.g., of tonal systems, and recent developments of computational or analytical ethnomusicology involve mathematical and statistical methods. In all fields, starting from the 1980th and very prominently nowadays are Machine Learning methods, both of connectionist models, nearly always used for composition, and self-organizing Kohonen maps, often used for analytical purpose^{269,270}.

The methodologies used therefore strongly depend on the subfields, but some also intertwine, e.g., in the field of psycho-acoustics, relating physics to perception, using algorithms calculating loudness, brightness, pitch, spatial audio or the like. Still, to arrive at a common, robust, suitable algorithm able to model music in a global, holistic way, in the future also including extra-musical players like ecology, economy, or politics, a common ground is needed not debatable among the very diverse disciplines involved. A Physical Culture Theory suggests music as adaptive system to consist of impulses, physical energy bursts, sent out, returning with a certain damping, thereby causing new impulses. Such an Impulse Pattern Formulation as algorithmic basis is scale-free, therefore able to model and predict very small networks as well

as overall or general behavior and systems fast and precise in musical acoustics^{271,272} or music perception and action²⁷³. Such a self-organizing system is found as basis for all musical instrument families, it is the basis of brain dynamics and all interactions in society or politics.

For such a system to work for aesthetic and artistic matters, consciousness and conscious content, like experiencing sound, vision, or emotion, or any kind of cognition need to be incorporated. The physical culture theory is assuming conscious content to be spatio-temporal electric fields in the brain, complex enough to arrive at experiences of all kind. Such a spatio-temporal field again is nothing but a complex impulse pattern. Brain dynamics is thereby no longer taken as an interplay of bottom-up and top-down processes, but as a complex, self-organizing system. Localization of brain regions processing certain tasks, like audition, vision, or thinking is obvious still in this picture, as auditory input is entering the brain through the ear, cochlear, and auditory pathway to end in the auditory cortex. Still, already within this brain network, many circular neural processing are present, nearly directly connecting the cortex to the cochlear in the inner ear and back up to the cortex. Therefore, adaptation of the brain to external input is an active process involving the whole brain, although the input of sensory information can clearly be located.

In such global musical networks, stable, bi-stable, bifurcating, complex, or chaotic scenarios occur²⁷⁴. In terms of musical instrument sounds, a stable musical pitch is only established after a complex initial transient sound phase. Each new tone of a melody needs to undergo such changes. This also holds for brain activity²⁷⁵. In ensemble playing, the interaction of musicians, reacting to co-musicians' performances is also undergoing such complex changes. Therefore, the whole system is a constant interplay of surprise and adaptation to changing scenarios. Such adaptation might work, leading to a steady state, it also might fail to arrive at longer times of chaos, noise, or bifurcating sounds. Adaptation and disruption are therefore two important and ever-repeating sides of music on all levels, with sound, musical pieces, musical genre formation, or music history.

F. Adaptation in auditory cortex explained by modulations of synaptic coupling – by Aida Hajizadeh

Most sounds like speech and music evolve and unfold in time and, yet, the brain perceives them as one whole continuous entity (see also Sec. III E). For this, the brain needs to exhibit a memory mechanism whereby incoming stimuli are represented and integrated with the trace of the stimuli extending to the immediate past. This ability is termed temporal integration. Whilst source localization and spectral analysis are suggested to be the task of subcortical areas, temporal integration of sounds is proposed to occur in the auditory cortex²⁷⁶. In attempts to understand how auditory cortex performs temporal

binding, it was shown by intracranial and extracranial measurements that neural responses in auditory cortex are context sensitive^{277,278}. That is, the neural response to a stimulus is modified when the same stimulus is presented in the context of different stimuli where this sensitivity is a function of both temporal occurrence and spectral content of the preceding stimuli^{279–281}. The simplest form of context sensitivity in the auditory cortex occurs when the same stimulus is presented repetitively with a constant stimulus onset interval. The result is a gradual reduction of the magnitude of the neural responses and is termed adaptation. Adaptation is stimulus specific and a function of the interval between the stimulus onset interval²⁸².

The stimulus-specificity of adaptation was shown in oddball paradigms, where the repetitive presentation of a frequent standard stimulus is interrupted by an infrequent deviant stimulus. The magnitude of the neural responses to the standards is smaller than the magnitude of the responses to the deviants^{277,280}. This is known as stimulus-specific adaptation and the mismatch responses in invasive and noninvasive measurements, respectively^{279,280}. Despite decades of research on adaptation and its relevance for stimulus-specific adaptation and mismatch responses, the underlying mechanisms of adaptation have remained obscure.

One prevailing view on the underlying mechanisms of adaptation in auditory cortex is that it is due to modulations of synaptic coupling between neurons. However, what accounts for modulations of synaptic coupling is an ongoing debate^{283,284}. Short-term synaptic depression has been hypothesized to be one plausible physiological mechanism^{158,285–287}. This type of synaptic plasticity, which occurs due to the repetitive stimulation of the pre-synaptic neurons, is mainly based on vesicle depletion and desensitization of release site and calcium channels on the synapses of the pre-synaptic neurons¹⁴³. Short-term synaptic depression occurs at time scales that are similar to the time scales of context sensitive responses, and it has a high functional relevance for temporal filtering²⁸⁸, gain control¹⁹⁷, and, although counterintuitively, efficient information transfer between neurons²⁸⁹.

In our research, we implemented dynamics of short-term synaptic depression in a computational model whose network structure is based on the anatomy of the mammalian auditory cortex^{290–292}. The auditory cortex of mammals is characterized by the hierarchical core-belt-parabelt structure, where each of these three areas is subdivided into tonotopically organized fields^{293,294}. The model comprises mean-field excitatory and mean-field inhibitory cell populations, which are characterized by non-linear firing rates. The interconnection between cell populations are modulated by short-term synaptic depression according to the spectrotemporal pattern of the stimulation. The linearized form of the state equations together with the slow-fast approximation of the equation for short-term synaptic depression allows for the analy-

sis of the model dynamics in terms of damped harmonic oscillators, i.e., normal modes^{291,292}. We could show that the properties of the normal modes (i.e., frequency, phase, initial amplitude, spatial wave pattern, and decay rate) are functions of the macro- (gross anatomy) and micro-structure (synaptic weight values) of the auditory cortex network as well as of the spectrotemporal pattern of the stimulation. In this approach, the auditory cortex is viewed as a spatially extended structure and the activity elicited by an external stimulus propagates in time and space. The dynamics of short-term synaptic depression, which locally trace the stimulus history at the synapses, determine the oscillations that are spread over the entire auditory cortex. In this view, local and global population activity that are revealed by intracranial and extracranial recordings, respectively, emerge from the constructive and destructive interference patterns of superimposed normal modes. This contrasts with the traditional view where, for example, electromagnetic activity in the brain measured by means of magnetoencephalography reflects the summed activity of discrete local generators distributed over the auditory cortex. In the normal-mode view, adaptation in the auditory cortex can be described as modulations of the properties of these normal modes due to the modulations of synaptic coupling, where the reduction of response magnitude is just a by-product²⁹².

IV. ADAPTIVITY AND ARTIFICIAL LEARNING

In this section, different authors reflect on the meaning of adaptivity in the context of artificial learning. Among other topics, fundamental open problems in machine learning are discussed, as well as some perspectives on how machine learning can be used to solve physics problems, and to create new control strategies for non-linear (chaotic) systems are given. Towards the end of this section, the role of artificial learning to understand and control complex many-body systems and cooperative behavior is discussed.

A. Adaptivity is the key to success of neural networks – by Sebastian Goldt

Deep neural networks have powered a series of breakthroughs in machine learning over the last ten years. Since their early success in computer vision^{295–299}, they have set new standards in natural language processing^{300–303} and the playing of complex games like Go^{304,305} or Poker^{306–308}. Deep learning also increasingly impacts the natural sciences³⁰⁹; for example, deep neural networks recently helped predicting the 3D-structure of nearly every human protein³¹⁰ in a breakthrough for structural biology. Further applications of machine learning to solve physics problems are also given in Sec. IV B.

It turns out that a specific form of adaptivity is behind

the success of deep learning. We illustrate this point using the classic machine learning task of recognising whether a given image shows a cat or a dog. Given an image x , represented by an array of pixel values, the classical approach was to compute a vector \tilde{x} of *features*^{311–313} that represents the image, which is then fed into a classifier. Features could be the location of edges in an image, or the correlations between patches of the same image. These features were designed *a priori* and required extensive domain knowledge.

The key idea of deep learning is instead to learn the relevant features directly from data. So rather than computing a feature vector using a predefined set of transformations, we try to learn a function $f_\theta(x)$ that maps the raw images x directly to a “label” $y = \pm 1$ indicating whether the image shows a cat or a dog. A neural network is a particular functional form for $f_\theta(x)$, usually consisting of a series of alternating linear transformations and point-wise non-linear functions.³¹⁴ The adjustable parameters θ , called weights, determine what the transformations compute exactly. They are found by maximizing the prediction accuracy of the network on a given set of images, which is called “training” the network³¹⁵. In practice, simple first-order optimization methods such as stochastic gradient descent work best^{316,317}. Training a neural network is thus a general-purpose procedure to obtain features that are well-adapted to the input data and the task at hand.

From a theoretical point of view, the success of this approach is surprising for several reasons. For example, fitting a function in a high-dimensional space, such as the space of natural images, suffers from the curse of dimensionality: the number of samples required to estimate such a function accurately scales exponentially in the input dimension³¹⁸. A lot of current research activity, for example in statistical physics^{309,319–321}, is currently working to reconcile the success of neural networks with the curse of dimensionality.

One key to this puzzle is that images are not as high-dimensional as they seem. Most of the points in the high-dimensional input space do not represent images (at least not to a human observer) and instead look like random noise. The points that do represent real images tend to concentrate on a lower-dimensional *manifold* in input space, sketched as a two-dimensional curved surface in Fig. 5. While the manifold is not easily defined, it is tangible: its dimension has been estimated numerically^{322–326}, and found to be 10-100 times smaller than the image dimension.

It is difficult to analyse the impact of the low intrinsic dimension of images on neural networks theoretically, because we lack the mathematical tools to reason about real-world data. A series of works therefore introduced models of data with low intrinsic dimension, such as object manifolds³³⁶, the hidden manifold^{334,337}, or the spiked covariate model^{330,338}. Each of these models offers a controlled environment in which the adaptivity of neural networks can be studied, using tools from statistics

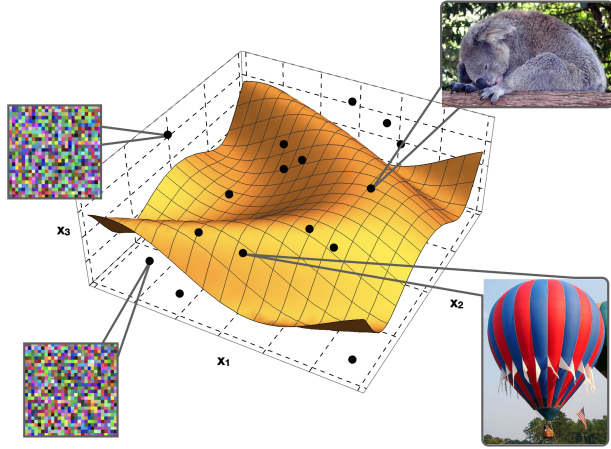


Figure 5. **Adaptivity to low-dimensional structures in real data is key to the practical success of neural networks.** Image classification is a prototypical example for a machine learning task with high-dimensional inputs. Here, each black point indicates a possible input in a high-dimensional space. In the eye of a human observer, most inputs in this space resemble random noise, like the “images” shown on the left, but realistic images tend to concentrate on a lower-dimensional *manifold* in input space, sketched here as a two-dimensional curved surface. The intrinsic dimension of this manifold in standard image data sets is much lower than the image dimension^{322–326}. It has been conjectured that neural networks learn efficiently in high-dimensional spaces by *adapting* to these manifolds, seemingly breaking the curse of dimensionality. Recent theoretical work confirmed this conjecture for simple neural networks^{327–333}. Figure adapted from Goldt *et al.*³³⁴, images taken from the ImageNet³³⁵ data set.

or statistical physics. One result of these studies is that neural networks can indeed adapt to lower-dimensional manifolds in their data better than classical methods of machine learning, like kernel methods^{327–333}.

These results set the blueprint for a research programme that aims to understand the interplay of neural networks and the data on which they operate. What are the (potentially) low-dimensional structures in other data modalities such as human language, or amino acid sequences, that neural networks can exploit?

B. Machine learning applications in physics – by Alireza Seif

Machine learning tools have been used extensively in the study of physical problems³⁰⁹. While it is not possible to provide an exhaustive list of these applications in this perspective, we highlight a few examples related to statistical physics, namely learning and sampling from equilibrium distributions³³⁹, classifying phases of matter^{340,341}, estimating free energy differences³⁴², detecting the arrow of time³⁴³, and estimating entropy production³⁴⁴. We refer the reader to Ref.³⁰⁹ for a review of machine

learning and physical sciences. The relationship between physics and machine learning, however, is not one-sided. In one direction, methods developed by machine learning researchers facilitate physics research. In the other direction, tools from theoretical physics shed light on the working mechanism of machine learning tools³¹⁹ (see also Sec. IV A).

First, we consider examples for ways of solving physics problems with machine learning, and focus on the role of adaptivity. In particular, we consider supervised learning tasks, where a set of input–output pairs is provided, and the goal is to train a neural network by optimizing its parameters, such that the network provided with an input predicts the correct output. We examine the role of adaptivity in inference, where the output of the network depends on the history of previous input tokens. Recurrent neural networks allow for this type of adaptive inference by using an internal state that depends on the input at the previous step. Given a sequence of input tokens $\mathbf{x}_t \in \mathbb{R}^{n_v}$ and the hidden state $\mathbf{h}_t \in \mathbb{R}^{n_h}$ at timestep t , this dependency can be captured as³⁴⁵

$$\mathbf{h}_t = f(\mathbf{x}_t, \mathbf{h}_{t-1}; \boldsymbol{\theta}), \quad (21)$$

where f represents a neural network parameterized by $\boldsymbol{\theta}$. In the most basic form, the output of the network \mathbf{y}_t can be calculated by applying another parameterized function to \mathbf{h}_t . While in principle these networks can capture long-term dependencies in a sequence, it has been shown that training them can be challenging due to vanishing or exploding gradients³⁴⁶. More complicated constructions of recurrent neural networks, such as long short-term memory networks, can solve this problem using a self-loop that allows the gradient to flow for longer³⁴⁷. Modern machine translation tools build on these networks to map sequences in one language to sequences in another (seq2seq)³⁰¹. Among many applications of these models in physics, we briefly discuss inferring force fields from the trajectory of particles and chaotic time-series forecasting.

First, in Ref.³⁴⁸, the authors consider the problem of inferring the force field in overdamped Brownian motion. Specifically, the input \mathbf{x}_t is the position of the Brownian particle, and the output is the parameter(s) that describe the functional form of the potential. For example, for a harmonic potential $U(x) = \frac{1}{2}kx^2$, the output of the network at the final steps represents the inferred value of k . The recurrent neural network is shown to outperform the conventional methods with limited data and remarkably can infer the non-conservative time-dependent force fields to which conventional methods do not apply.

Ref.³⁴⁹ considers the problem of forecasting dynamics of chaotic systems following the Kuramoto-Sivashinsky equation^{350–352}. The input is a discretized scalar field in space at step t and the desired output is the value of the field at step $t + 1$. The authors use the framework of reservoir computing³⁵³ (a type of recurrent neural network with an untrainable input to internal state mapping, also see Sec. IV C) to forecast the dynamics

far beyond the Lyapunov time. Furthermore, Sec. IV C discusses how reservoir computing can be used to control (chaotic) dynamical systems.

These two examples show applications of recurrent neural networks in solving physics problems. Now we address the reverse direction, i.e., using physics problems to understand recurrent neural networks, which can also be fruitful. Ref.³⁵⁴ presents a simple model for seq2seq tasks and investigates the effect of data distribution in learning using a physical problem. Specifically, it considers a latent variable model called the stochastic switching-Ornstein-Uhlenbeck process. This model describes the trajectories of a Brownian particle in a harmonic potential with a time-dependent center that stochastically alternates between two values. The non-Markovianity of the input sequence is controlled by varying the distribution of waiting times between these alternations. The goal is to infer the current location of the center from the particle's past trajectory. The authors use several machine learning models for this task and show that increasing the memory of the learning model always improves the accuracy of the predictions, whereas increasing the non-Markovianity of the input sequences can improve or degrade performance. They also show an interesting connection between the performance of a learning model and distinct phases in the stationary state of the stochastic switching-Ornstein-Uhlenbeck process.

There is a long way ahead in pushing the two-sided relationship between physics and machine learning forward. In one direction, discovering and explaining scientific phenomena using artificial intelligence is in its early stages of developments³⁵⁵. Adaptive tools and natural language processing models could play an essential role in communications between users and algorithms³⁵⁵. In the other direction, tools from statistical physics have been used to provide a theoretical understanding of deep learning³¹⁹. Physical insights from the theory of adaptive systems could be especially helpful in understanding the role of data structure and the dynamics of learning with recurrent neural networks.

C. Controlling Dynamical Systems – by Daniel Gauthier

In this Section, we consider controlling complex dynamical systems using closed-loop feedback based on a machine learning approach known as reservoir computing. Here, the concept of adaptivity appears in at least two guises: the dynamical system being controlled, often call the *plant*, and the the controller. For a plant to be controlled to a desired behavior, we need to have access to some signals generated by transducers attached to the plant that can be used to infer its dynamical state, and have access to one or more parameters that adjust the state of the plant as illustrated in Fig. 6.

The controller need to process plant signals and perform inference to estimate the state, compare this to the requested plant behavior, and generate control perturba-

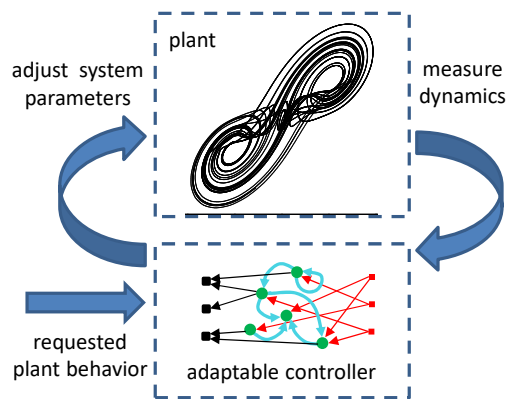


Figure 6. A complex dynamical system controlled using closed-loop feedback. The controller is designed using an adaptive machine learning approach.

tions that are applied to the adjustable system parameters. For complex dynamical systems, especially those that display chaos, the control perturbations are a nonlinear function of the plant's state and requested behavior and thus fall in the category of a nonlinear controller. Traditionally, nonlinear controllers require an accurate model of the plant, which often entails substantial effort from expert control engineers and mathematical model builders.

One highly successful alternative that was developed decades ago for controlling chaotic systems is to take advantage of unstable sets that are the backbone of the chaotic system in phase space, such as unstable periodic orbits.^{356,357} A chaotic system naturally visits these unstable sets and control perturbations are designed using a linear algorithm that is valid in a local neighborhood of these sets. Controlling other behaviors, however, requires a fully nonlinear controller.

One approach for realizing a fully nonlinear controller is to use machine learning to learn a model of the plant,³⁵⁸ referred to as nonlinear system identification in the control engineering literature. Artificial neural networks in a feed-forward geometry are known to be universal approximators of functions and hence should be able to learn how to map measurements and requested state to control perturbations. Here, a multi-layer network of artificial neurons with nonlinear input-output functions is trained by adjusting the network link weights using a supervised learning approach. While there has been good success using this approach, the amount of data needed to train the network can be substantial making it difficult for the controller to adapt to changes in the plant.

Reservoir computing is a fast and low-data machine learning approach especially well suited for learning models of dynamical systems³⁵⁹ because it is also a dynamical system and it holds great promise for controlling dynamical systems. It consists of a neural network with recurrent connections, where each node of the network has a finite temporal response. Thus, it has short-term memory that

can be matched to the plant dynamics. The link weights on the input layer and internal ‘reservoir’ of neurons are not trained; they are assigned randomly at the outset and only the weights of the output layer are trained. This dramatically reduces the size of the training data as well as the training computation time. Furthermore, the neural network can perform multiple tasks by combining a single reservoir with different trained output layers.

One approach for controlling dynamical systems with a reservoir computer is to train it to learn the inverse of a dynamical system in the presence of control.³⁶⁰ That is, we train it to learn the perturbations required to guide the system to the desired state sometime in the future. This approach works well for systems such as a robotic arm that display constrained low-dimensional behavior, but a parallel deep architecture appears to be required for controlling complex systems that display chaos.³⁶¹ The training data required for reservoir-computing inverse control appears to be on the order of 10,000 data points and modest computation time, suggesting that it can be used for real-time adaption of the controller as the underlying plant changes its dynamics because of non-stationarity or a damage event.

An open question is whether the data requirements can be reduced further so that a small microprocessor typically found on internet-of-things devices can be used to retrain the controller. Our recent work³⁶² that reformulates the reservoir computer as delay lines of the measured plant signals followed by a nonlinear output layer may be promising for this application because it reduces the amount of training data by a factor of ten or more. But it is not yet clear whether this new approach gives up some adaptivity. We are working on extensions of this work to balance the desire for fast training with wide adaptivity.

D. Modeling complex adaptive human-environment systems with multi-agent reinforcement learning dynamics – by Wolfram Barfuss

Rapid and large-scale collective action is required to enter sustainable development pathways in coupled human–environment systems safely away from dangerous tipping elements³⁶³ (also see Sec. VE). The question, however, of how *collective* or *cooperative* behavior — in which agents seek ways to improve their welfare jointly — emerges is unresolved³⁶⁴. Evolutionary game theory has produced a sound equation-based analytical understanding of the mechanisms for the evolution of cooperation³⁶⁵. Yet, this was primarily done with highly simplified models, lacking environmental context and cognitive processes³⁶⁶. These elements are the center of artificial intelligence and cognitive neuroscience research^{367,368}, which only recently emphasized the need for developing cooperative intelligence^{369,370}. Moreover, analyzing systems composed of multiple intelligent agents typically requires expensive computer simulations, which

are not straightforward to understand^{371–374}. Thus, little is known about how cooperative behavior emerges from and influences a collective of individually intelligent agents in complex environments.

There is a unique opportunity for *adaptivity* in non-linear dynamical systems to help solve this challenge. Based on the link between evolutionary game theory and reinforcement learning^{375,376}, we can model a collective of reinforcement learning agents *as* a dynamical system. Doing so provides improved, qualitative insights into the emerging collective learning dynamics³⁷⁷, enabling equation-based analytical tractability of agent-based simulations.

Here, reinforcement learning is the central adaptive mechanism (cf. “Reinforcement learning is direct adaptive optimal control”⁴⁷, also see Sec. II C). Reinforcement learning is a trial-and-error method of mapping observations to actions in order to maximize a numerical reward signal. The challenge is that those actions can change the environment’s state, and rewards may be delayed. Reinforcement learning is not only an artificial learning algorithm³⁶⁸, it has also wide empirical support from neuroscience^{135,378}, psychology³⁷⁹ and economics^{380–383}. It is, therefore, ideally suited to model coupled human-nature systems.

In their seminal work, Börgers and Sarin showed how one of the most basic reinforcement learning update schemes, cross-learning³⁸⁰, can converge to the deterministic replicator dynamics of evolutionary games theory³⁸⁴. The relationship between the two fields is as follows: one population with a frequency over phenotypes in the evolutionary setting corresponds to one agent with a frequency over actions in the learning setting³⁷⁵. Since then, this analogy has been extended to other reinforcement learning variants, such as stateless Q-learning^{385,386}, regret-minimization³⁸⁷, and fictitious play³⁸⁸. Of particular relevance to modeling coupled human-nature systems is the dynamic formulation of the general and widely used class of temporal-difference learning³⁸⁹, which is able to learn in changing state-full environments.

Typically, the learning dynamics are derived by performing a mathematical separation of timescales of the interacting process with the other agents and the environment and the process of adapting the agents’ policy to gain more reward over time³⁹⁰. Under the complete separation of timescales, the dynamics become deterministic. One can understand such learning dynamics as an idealized model of the multi-agent learning process, in which agents learn as if they have a perfect model of the current environment, including the other agents’ current behavior³⁹¹.

This learning-dynamic approach offers a formal yet practical, lightweight, and deterministically reproducible way to uncover the principles of collective cooperation emerging from intelligent agents in changing environments. We briefly highlight three examples. For instance, it was found that, in contrast to non-changing static envi-

ronments, no social reciprocity is required for cooperation to emerge in changing environments³⁹². The individual attitude of how much the agents care for the future alone can adjust the setting from a tragedy of the commons to a comedy, where agents predominantly learn to cooperate. However, for this mechanism to work, the severity of an environmental collapse must be sufficiently severe. Another work showed how the agents' irreducible uncertainty about the actual environmental state can induce a tipping point towards mutually high-rewarding cooperation. However, this is only valid when all agents are equally uncertain about the environment³⁹³. The last example highlights how the same temporal-difference learning dynamics can be used to model agents that not only learn to react to their physical but also to their social environment, which is likewise a pathway to mutually high-rewarding cooperation³⁹⁴.

Such learning dynamic studies focus on understanding the underlying principles of collective cooperation from intelligent agents in complex environments. Therefore, these models are reduced as much as possible to capture only the most essential features. However, evidence from deep multi-agent reinforcement learning studies shows that sustainable and cooperative behavior can likewise emerge from intelligent agents in high-dimensional environments^{395–397}.

The advantage of the learning dynamics approach is that it opens up all the tools of dynamical systems theory to the study of collective learning. For instance, the learning dynamics have been found to exhibit multiple dynamic regimes, such as the convergence to fixed points, limit cycles, and chaos^{386,389}, critical transitions with a slowing down of the learning processes at the tipping point³⁹³, and the separation of the learning dynamics into fast and slow eigendirections³⁹³.

Future work in many directions is required to build this approach of *adaptivity* in non-linear dynamical systems into a new way of modeling human-environment interactions. First, the presented learning dynamics need to become applicable to the system with many agents, using various types of mean-field approaches^{398–400}. Second, the learning dynamics need to consider the effect of intrinsic noise, which can substantially alter their collective behavior^{394,401}. Third, the learning dynamics needs to be advanced to be able to model more refined notions of cognition, such as representation learning, learning and using intrinsic world models, and intrinsic motivations. A social-ecological resilience paradigm of multi-agent environment interactions, in turn, can benefit such endeavors^{402,403}.

E. Biomimetic intelligence for active matter – by Giovanni Volpe

Over billions of years of evolution, motile microorganisms have developed complex strategies to survive and thrive in their environment by integrating three compo-

nents (Fig. 7): *sensors*, *actuators*, and *information processing*. Their biochemical networks and sensory systems are optimized to excel at specific tasks, such as to climb chemical gradients⁴⁰⁵, to cope with ocean turbulence⁴⁰⁶, and to efficiently forage for food^{407,408}. They have also acquired complex strategies to interact with their environment and with other microorganisms, leading to the emergence of macroscopic collective patterns⁴⁰⁹ (also see Sec. IV D). These patterns are driven by energy conversion from the smallest to the largest scales, and permit microorganisms to break free of some of their physical limits. For example, dense systems of bacteria develop “active turbulence” at length scales where only laminar flows are expected from the underlying physical laws^{410,411}.

There are both scientific and technological reasons that are driving the quest towards biomimetic artificial active matter. Scientifically, biomimetic systems capable of harnessing energy and information flows are ideal model systems to investigate and test physics far from equilibrium, which is one of the greatest challenges for physics in the 21st Century. Technologically, biomimetic active particles hold a tremendous potential as autonomous agents for healthcare, sustainability and security applications: for example, enabling the targeted localization, pick-up and delivery of microscopic objects in bioremediation, catalysis, chemical sensing and drug delivery⁴¹².

In the last two decades, the active-matter research field has tried to replicate the evolutionary success of microorganisms in artificial systems⁴¹². Researchers have replicated the actuators by developing artificial active particles that extract energy from their environment to perform mechanical work^{413,414}. Albeit to a lesser extent, they have also been able to replicate the sensors by making these active particles adjust their motion properties (e.g., their speed) to chemical, thermal or illumination stimuli^{415,416}. However, these artificial particles are still largely incapable of autonomous information processing, which is dramatically limiting the potential of artificial microscopic active matter to provide scientific insight and technological applications⁴⁰⁴. Thus, the active-matter research field is now confronted with several open challenges to create truly autonomous active particles.

a. Make active particles capable of autonomous information processing. Currently available active particles lack the complexity necessary for autonomous information processing. In fact, active particles are still rather simple in shape and behavior⁴¹². They are often Janus microspheres or microrods with different materials on their two sides, which can self-propel and sterically interact with each other. This physical simplicity is a consequence of the relative simplicity of the employed design and fabrication processes, which in turn limits the range of behaviors achievable by the active particles. Despite this simplicity, the study of active particles has already led to major breakthroughs, such as to understand how plankton copes with turbulence^{406,417,418} and to program self-assembling robotic swarms^{419,420}.

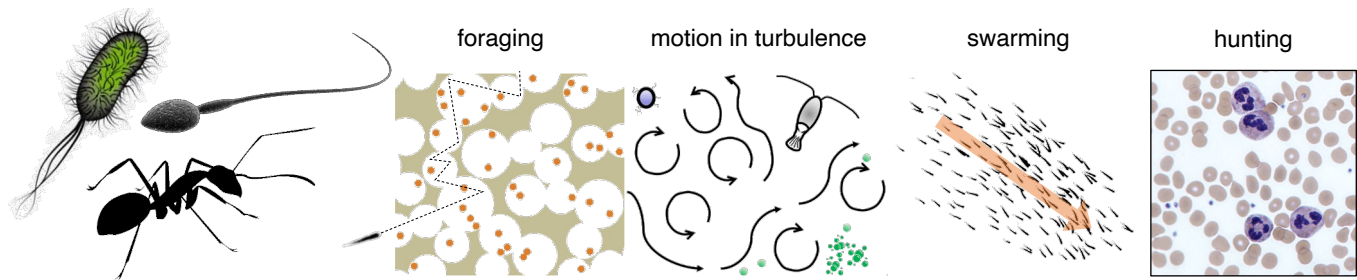


Figure 7. **Active matter with embodied intelligence.** Bacteria, sperm cells and ants are biological examples of active particles with embodied intelligence. They feature intelligent behaviors that permit them to survive and thrive in their ecosystem thanks to the integration of sensors, actuators, and information processing. Their behaviors also adapt to complex environments (e.g., foraging for food) and their dynamic interactions lead to collective emerging behaviors (e.g., swarming and hunting). The challenge is now to draw inspiration from Nature to create microscopic artificial active particles with embodied intelligence that mimic these adaptive and dynamic emerging behaviors. Adapted from Ref. 404.

Motile microorganisms exhibit more powerful and flexible strategies to survive and thrive in their environment. Even the simplest motile bacteria have evolved intelligent behaviors by following powerful adaptive strategies encoded in their shape, biophysical properties, and signal-processing networks: not only can they extract energy from their environment to move and interact with other bacteria, but they can also extract information by sensing their environment and adjust their behavior accordingly⁴⁰⁵. The challenge is now to make active particles capable of autonomous information processing, like living motile microorganisms. This can be addressed by pushing the boundaries of design and microfabrication techniques to build microscopic active particles with embodied intelligence (*microbots*)⁴²¹. These microbots will be able to sense their environment, to differentiate stimuli, and to adapt their behavior towards determinate goals.

b. Optimize the behavioral strategies adopted by individual active particles. The behavioral strategies that can be adopted by active particles are still very limited. There have been several studies on the behaviors of active particles in response to the properties of their environment^{412,422–424}. For example, the presence of periodic arrays of static obstacles alters the preferential swimming direction of self-propelling active particles, a fact that permits one to sort microswimmers on the basis of their swimming style⁴²³. However, these behaviors are still rather simple and rely on in-built properties of the active particles that cannot be changed at will or adapted to different environmental conditions. This is a consequence of their limited capability of gaining information about their environment and reacting accordingly.

More complex behaviors have been achieved using microorganisms instead of active particles. For example, the presence of obstacles in the environment has permitted to alter the pathway toward the formation of multicellular colonies of bacteria⁴²⁵. Also, genetically modified bacteria whose speed is controllable by light have been arranged into complex and reconfigurable density patterns using a digital light projector^{426,427}. The optimal

behaviors in complex environments are often not obvious. For example, let us consider the foraging problem^{407,408}, where an active particle performs a blind search to catch some targets. When the environment does not present spatial features, the number of caught targets is maximum for a Lévy-search strategy^{407,408}. Surprisingly, in a porous medium, the optimal strategy mixes Lévy runs and Brownian diffusion⁴²⁸.

The challenge is now to discover, understand and engineer intelligent behavioral strategies that can be autonomously adopted by active particles with embodied intelligence. This can be addressed by designing and engineering the behavior of microbots to enable them to autonomously perform directed tasks in complex environments, such as efficient navigation, target localization, environment monitoring, and conditional execution of actions.

c. Optimize the interactions between active particles. Currently, active particles cannot communicate with each other beyond interacting through some simple physical interactions. Natural systems, such as swarms of midges, schools of fish and flocks of birds, have evolved powerful sensing capabilities to gain information about their environments and to communicate^{429,430}. The underlying behavioral rules are often hard to identify^{404,409,431}. Active-matter studies provide the testing grounds for new non-equilibrium descriptions, which are by necessity often computational⁴³². They are either based on hypothesized mechanistic models for local interactions⁴⁰⁹, upon coarse-grained hydrodynamic approximations⁴³³ or on basic fluctuation theorems⁴³⁴. The question is often how local energy input and physical interactions determine the macroscopic spatio-temporal patterns. Answers may be sought, e.g., by computational techniques^{435–438}.

Differently from computational studies, most active-matter experiments rely on very simple steric and short-range physical interactions. Even these simple interactions can lead to interesting complex behaviors and self-organization whose onset is often observed in artificial systems where increased energy input above a threshold density drives a phase transition to an aggregated

state. An example of such behaviors is the formation of “living crystals”, which are metastable clusters of active particles^{439,440}.

Much more interesting behaviors are observed when the interactions between the active particles can be tuned at will. This can be achieved by externally imposing interaction rules on the active particles. For example, external feedback control loops have been used to create information-based individual dynamical behavior⁴⁴¹ of, or interactions⁴⁴² between active particles, which explicitly depends on the information about the position of other particles. Such complex forms of interaction can also be achieved using macroscopic robots. In fact, the field of robotics can serve as a major source of inspiration for the development of active matter at the microscale^{420,443,444}. For example, some robots (5 cm in diameter) have been programmed to respond to sensorial inputs with a delay and shown that, by controlling the delay, we can control the aggregation vs. dispersion of the robots^{445–447}.

The challenge is now to identify and engineer optimal interaction rules that can be embodied in active particles interacting with other particles and with their environment. This can be addressed by programming microbots with embodied interaction strategies beyond the simple steric and short-range interactions employed by current active particles. This will permit researchers to realize microscopic swarms of artificial active particles capable of collective intelligent behaviors and to engineer microscopic ecosystems where multiple species of microbots and particles interact.

V. ADAPTIVITY IN SOCIO-ECONOMIC SYSTEMS

In this section, we provide a perspective on adaptivity from socio-economic systems including topic such as the conception of modern power grids, adaptive social interactions and the role of adaptive mechanisms in epidemiological and climatic models.

A. Adaptive networks and their importance for epidemiology – by Philipp Hövel

Network epidemiology is a prime example of adaptive networks at work. Many infectious diseases spread via direct contacts. These contacts can be captured by social, transportation, and other logistic networks. They provide a mathematical framework to formalize the interaction of individuals (humans or animals) and hence, potential paths of disease transmission. Locally, e.g., within a population or between groups individuals, the dynamics of pathogens are often described by compartment models such as the widely used susceptible-infected-recovered model originally introduced by Kermack and McKendrick⁴⁴⁸. Adaptivity must be considered if the state of the networked system, say, the number of in-

fects, triggers an adjustment of the network structure with the aim to mitigate an outbreak and to contain the disease. This closes the mutually influencing feedback loop of the dynamics on and of networks as depicted in Fig. 8: (i) The network structure governs the spreading of the disease (*dynamics*). (ii) In turn, the current state of the system leads to changes in the structure of interactions (*networks*).

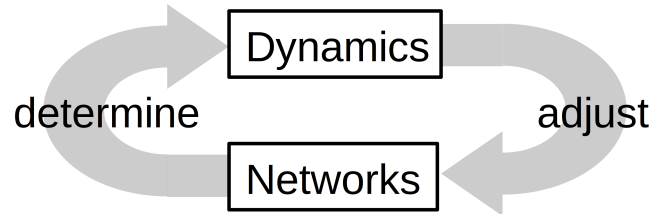


Figure 8. Schematics of the interplay between dynamics and networks.

The dynamics-induced changes to the network are often akin to control schemes that involve minimizing a goal function to reach a target state⁴⁴⁹. Similarly, non-pharmaceutical containment protocols, which demand a reduction of social contacts or restriction of movement, can be based on, for instance, the number of new infections. Prominent cases, where such applications of adaptive networks have been successfully implemented, include the H1N1 pandemics in 2009^{450,451}, the Ebola epidemic in 2014⁴⁵², and – of course – the on-going SARS-CoV-2 pandemic^{453–456}. In these examples, one prominent path of transmission was the global airline transportation network, which has been accounted for in many studies^{457–459}.

Extensive numerical simulations are able to explore possible interventions and quantify their impact. Key findings might be that international travel bans yield a limited delay of spreading as demonstrated for Ebola in 2014⁴⁵² or the feasibility of *Zero-COVID* or *low-incidence* strategies^{460,461}. They are also able to provide insight into less than optimal adherence to containment measures⁴⁵⁶. In any case, these studies are valuable tools for policy makers to reach evidence-based and data-driven decisions and to inform the public about their potential impact.

The concept of adaptive networks for the study of epidemic spreading of infectious diseases has a long history and dates back beyond the most recent examples of public health emergency of international concern. Rewiring of susceptibles to avoid contact with infected has been studied, for instance, by Gross *et al.*^{81,462,463}. They employed a low-dimensional compartment model, which allowed an exhaustive bifurcation analysis, and identified dynamical patterns such as first-order transitions and hysteresis. In short, as long as a node remained healthy, its network neighborhood evolved gradually. However, the moment an infection occurs, the degree of a node drops rapidly, and the node finds itself isolated un-

til recovery. Note that due to the small-worldness of many social networks⁴⁶⁴, there could be situations, where rewiring would potentially deteriorate the situation because it might create new shortcuts through the network that could – unintentionally – bring nodes closer to other, distant regions of infection.

Besides travel restrictions, surveillance and monitoring of incidence numbers are key ingredients for a rapid identification of an outbreak. For that purpose, the introduction of *sentinel nodes* on temporal networks has proven to be insightful and demonstrated in the case of animal diseases^{465,466}. These nodes should be monitored because of their position in the network that allows early detection and reliable identification of the origin of the outbreak for many different initial conditions. Similarly, screening a fraction of incoming patients has been shown to be effective as a potential control measure nosocomial infectious diseases and the spread via hospital-referral networks^{467,468}.

Adaptive networks are a special case of time-varying or temporal networks, where every edge has a time stamp and is active for a certain amount of time^{469,470}. In epidemiology, in particular, the sequence of contacts is crucially important. Only time-respecting paths contribute to the transmission of a pathogen and the spreading of a disease. Any interaction with contacts/neighbors in the social network before their infection carries no risk of transmission. Luckily, concepts like network controllability⁴⁷¹ can be easily extended for temporal and multiplex networks^{472,473}. From a mathematical point of view, the temporal nature of networks – including changes of their structure due to adaptation – can be implemented by time-dependent adjacency matrices, which give rise to modelling frameworks for the spreading of epidemics such as the individual-based and pair-based models^{474–477}.

To sum up, adaptive networks play a central role not only for realistic investigations of spreading dynamics but can help to study and design interventions for disease containment, mitigation, and eradication. With further increase of data availability (often in real time), models of network epidemiology become more and more realistic and informative in their predictive power. Future challenges include the integration of purely epidemiological models and a mathematical framework for the dynamics of social behavior and opinion formation. This would lead the way for a holistic description of disease spreading on adaptive networks.

B. Coevolutionary network dynamics in social and epidemic systems – by Jan Mölter

In the context of dynamical systems on networks, one manifestation of adaptivity is in so-called adaptive or coevolutionary networks^{81,478}.

A network is a collection of entities together with a relation between these entities that are generally repre-

sented as nodes and links, respectively. In a dynamical setting, every node is a dynamical system that not only depends on its internal dynamics but also on the dynamics of its neighborhood in the network, i.e., the set of nodes it is linked to. Constituting for an adaptive network is the idea that the topology of the network and therefore the interactions between the individual nodes of the network are not static but rather also dynamic, coupled to the dynamics of the nodes. As such, we have a closed feedback loop in which the topology of the network influences the dynamics of the nodes and the state of the nodes influences the dynamics of the topology⁴⁷⁹. Combining the so-called dynamics on the network with the dynamics of the network in that way is what makes the system *fully adaptive*.

To make this more concrete, let us consider the paradigmatic example of the adaptive voter model^{480–482}, which is an extension of classical models of opinion or consensus formation^{483,484}. In this model, one considers a population in which every individual subscribes to one of two contradictory opinions and in which the social relationships are encoded in some social network. As for the dynamics, one assumes that in each time step, individuals either adapt their opinion to the opinion of individuals in their neighborhood or that they break off their relationship with individuals of opposing opinions and rather connect with others of the same opinion. While the former corresponds to the dynamics on the network, the latter corresponds to the dynamics of the network. Depending on the relative strength of these two processes, in expectation, the population eventually reaches either a dynamic equilibrium characterized by a non-vanishing prevalence of pairs of connected individuals with opposing opinions or a static equilibrium where the underlying social network fragments so that in every component only one opinion prevails^{481,485,486}.

Another paradigmatic example besides the adaptive voter model is that of an adaptive susceptible-infected-susceptible (SIS) epidemic⁸⁰. One considers again a population on an underlying social network that encodes the relationship between individuals. Every individual is then exposed to an SIS epidemic, meaning that individuals start off as susceptible, become infected at some rate when individuals in their neighborhood are infected, and upon recovery at another rate are susceptible again⁴⁸⁷. In addition to these epidemic transitions, one allows, similar to the adaptive voter model, that susceptible individuals can break off the relationship with infected individuals and instead connect to a susceptible individual⁸⁰. Now, for the SIS epidemic and in expectation, it is well-known that at a critical infection rate the system exhibits a supercritical transcritical bifurcation and beyond which the system eventually reaches an endemic dynamic equilibrium as opposed to the epidemic dying out. In contrast, due to the adaptivity, this bifurcation can turn from supercritical to subcritical, the consequence being that a region of bistability emerges and the transition to an endemic equilibrium is not continuous anymore^{80,488}.

While these examples both illustrate the idea behind adaptive or coevolutionary networks in the sense that dynamics on the network and of the network depend on each other, they also highlight the fact that adaptivity can induce fundamental changes in the phenomenology. This suggests that, when developing models of the natural world, it can be paramount to take adaptive dynamics into account.

Recognizing the importance of adaptive networks, a lot of research has been done focussed on different aspects of the phenomenology that comes with adaptivity or extending existing models by introducing adaptivity. Hence, in the following, we are going to highlight some works from the last decade – without any claim to comprehensiveness.

In relation to the adaptive voter model we have introduced before, it has been reported that if one considers directed as opposed to directed networks in an adaptive voter model, fragmentation might occur far below the critical value due to the formation of self-stabilizing structure^{489,490}. Moreover, there has also been work extending the model to allow for a continuum of opinions, which in many cases is a more realistic assumption, demonstrating the emergence of communities with diverse opinions rather than leading to fragmentation^{491,492}.

Further investigations in the adaptive SIS epidemic and adaptive epidemics, in general, have led to studies about the bifurcation behavior⁴⁹³ and the epidemic threshold itself⁴⁹⁴ as well as the dynamics near this threshold with an emphasis on early-warnings signs⁴⁹⁵. In the context of a pandemic, adaptive epidemics have also been studied to assess the relationship between containment strategies of quarantining and social distancing⁴⁹⁶. Besides rewiring as a mechanism for adaptivity^{80,497}, others have considered network growth due to birth and death processes⁴⁹⁸, the latter in response to the epidemic upon being infected, and activation and deactivation of links following an adaptive strategy⁴⁹⁹.

Apart from the adaptive voter model and adaptive epidemics, another frequently studied model system is that of coupled phase oscillators^{92,500} with adaptive coupling strengths. The main feature one is interested in these systems is the emergence of fully or partly synchronous states. Importantly, it has been shown that certain adaptivity rules promote the explosive transitions into synchrony⁵⁰¹. Moreover, others have reported that adaptivity can be used to control cluster synchronisation⁴⁴⁹ or that slow adaptation leads to the emergence of frequency clusters^{25,26}.

In recent years, there has been an increasing interest in generalizing the notion of networks to higher-order networks, i.e., simplicial complexes or more generally hypergraphs. Instead of only dyadic relations, these structures can also capture higher-order interactions. Consequently, evolutionary games⁵⁰² as well as consensus formation in the form an adaptive voter model have been investigated on simplicial complexes as well as hypergraphs^{503,504}.

Due to their much more complex topology, these structures promise a much richer phenomenology while at the same time being considerably more complicated to handle, so that it will be interesting to see what the coming years will bring.

C. How social dynamics and networks adapt to growing connectivity – by Philipp Lorenz-Spreen

In my research area on dynamics of online communication and their self-organization, I interpret adaptivity as the process of social systems adapting to external influences, such as technological developments. More specifically, information technology has made various aspects of our lives more dynamic, both in spatial and temporal dimensions. Connections with others can be made across spatial and sociodemographic constraints, and messages can spread across the globe in seconds.

However, the resulting adaptations do not happen without values: As old boundaries are overcome, new ones emerge, if only because of finite amounts of available attention resulting from limits on human processing capabilities, but also because of the commercial incentive structure surrounding the technology. Here I present two mechanisms we have recently proposed for how social systems adapt to these changes and how online platforms shape this process along commercial interests, since there is no apparent, neutral status quo towards which social systems would evolve.

First, connectivity is increasing through online platforms, and new connections can and are easily made. Since the famous six degrees of separation⁵⁰⁵ on the U.S. social network, networks seem much better connected; Facebook reports 3.5 degrees of separation on its friendship graph⁵⁰⁶. Nevertheless, there are consistent reports of segregated, homophilic network structures on nearly all online platforms, as well as related trends of increasing polarization (see⁵⁰⁷ for an recent overview). The mechanism that might resolve this apparent paradox may lie behind the question of whether we change our opinions according to our friends or whether we change our friends according to our opinions. In classical models of opinion dynamics, the network structure is fixed and the core assumption is a constructive process of opinion change⁵⁰⁸. In the long run, this process would predict convergence to a global consensus opinion with increasing connectivity; only under the assumption of disconnected networks or limited trust are disconnected opinions conceivable, let alone an outward or distancing movement of these clusters possible. We have recently proposed an alternative mechanism that describes the dynamics of an agent's opinion $o_i(t)$ ⁵⁰⁹:

$$\dot{o}_i = -o_i + K \sum_{j=1}^N A_{ij}(t) \tanh(\alpha o_j), \quad (22)$$

describing as a process of mutual reinforcement within groups of shared stance (i.e., if $\text{sgn}(o_i) = \text{sgn}(o_j)$) and a co-evolution of the associated network structure $A_{ij}(t)$, which dynamically adapts to changing opinions following a probability distribution ruled by homophily⁵¹⁰:

$$p_{ij} = \frac{|o_i(t) - o_j(t)|^{-\beta}}{\sum_j |o_i(t) - o_j(t)|^{-\beta}}, \quad (23)$$

a tendency that might be partly driven by algorithmic recommendations. This combination helps to explain the potential emergence of growing polarization dynamics even under increasing connectivity (i.e., if the average path length of $A_{ij}(t)$ decreases, at least for controversial topics (i.e., high α). For more details, please see⁵⁰⁹ and an extension into multi-dimensional opinion spaces see⁵¹¹.

Second, the increasing availability of information poses a challenge to the allocation of attention. So how does public discussion adapt to the increasing speed of available information? To describe this process, we quantified and modeled the dynamics of public interest in various domains⁵¹². The empirical result can be described as an acceleration of the dynamics of public interest and a narrowing of the time spent on each topic, while the maximum amount of attention spent on a topic remained stable over the years. For a mechanistic understanding of these developments, we modeled them as an adaptation of a Lotka-Volterra process competing for a common resource, with finite memory:

$$\dot{a}_i = r_p a_i \left(1 - r_c \int_{-\infty}^t e^{-\alpha(t-t')} a_i(t') dt' - c \sum_{j=1, j \neq i}^N a_j \right), \quad (24)$$

where $a_i(t)$ describes the dynamics of the collective attention to a topic i and r_p and r_c the production and consumption rates of this attention, respectively. This we believe captures the essence of the idea of competitive attention economy originally formulated by⁵¹³ and reproduces characteristics of the empirical observations. It also captures the economic incentive structures to produce information faster in this competitive situation to have an advantage for gaining public attention.

In summary, I believe that these mechanisms may capture two adaptive mechanisms of social systems in response to increasing interconnectedness and information availability. The dynamics are driven by the bounds of human cognition, namely the ability to maintain a certain number of social contacts as well as to process a finite amount of information in parallel, exacerbated by economic incentive structure to capture those scarce resources. Future research in this area should aim to put the assumptions of mechanism of social dynamics on an empirical, probably experimental, footing to understand the causal drivers of how social systems adapt to changes in our world, e.g., technological capacities to communicate in real time around the globe.

D. Energy transition and moving towards the CO2-neutral power grid – by Mehrnaz Anvari

In the classical definition, the power grid is a man-made complex network designed to transfer the electricity from energy producers to consumers. Having a stable power grid, the energy balance between the energy production and consumption should be kept. Producing more or less energy than the required one can threaten the stability of the grid. The important role played by electricity in the daily life and activities causes a serious dependency of modern society on the reliable functionality of the power grid. Moreover, because of the interconnection of the power grid to other societal networks and systems, such as transportation⁵¹⁴, telecommunication⁵¹⁵, and health system, it is of great importance to keep the power grid resilient against internal and external disturbances. Any failure in the power grid can quickly spread not only within the grid itself, but can set off a chain of failures, as a domino effect, in other social networks and systems.

During energy transition and moving towards a CO2-neutral power grid, on one hand, the share of variable sources of energy, such as wind and solar power, having different characteristics and dynamics from the traditional sources of energy will significantly increase. On the other hand, by substitution of oil-fed combustion-engine-driven cars with electrical vehicles⁵¹⁶, and conventional heating systems with electrical ones⁵¹⁷, the electricity demands will remarkably increase. Therefore, for sustainable energy transition, the adaptation of both the topology and dynamics of the power grid to be compatible with new circumstances is essential.

For this purpose is required, first, the analysis of the empirical data of variable RES, as well as the electricity consumption allowing us to gain a deep insight into the statistical characteristics and stochastic behaviour of new sources of supply and demand. The identification of these characteristics, along with the empirical data enable us to develop valid data-driven models to describe the underlying system dynamics. Lastly, the combination of data-driven models and the complex network science empowers us to indicate the impact of new sources of both supply and demand on the current power grid and, thereby, to determine how the power grid structure and control systems should be adapted in the future to keep the energy balance and, consequently, the stability in the system.

In the following, we will review briefly some recent works related to the data analysis and data-driven models as well as their combination with the complex network science leading to a deep understanding of power grid dynamics.

a. Data analysis Wind and solar power are highly dependent on weather conditions and, therefore, can ramp up or down in just a few seconds. In a power grid with a high integration of variable energy sources, these extreme short-time fluctuations not only influence the en-

ergy availability, but also the stability of the power grid. The analysis of the data of wind and solar power recorded in different regions around the world demonstrates multiple universal types of variability and nonlinearity in the short-time scales^{518–521}. Importantly, considering the aggregated variable energy sources of even country-wide installation of wind and solar fields shows that the data is still non-Gaussian and includes intermittent fluctuations⁵¹⁸. Indeed, this is the direct consequence of the long-range correlations of the wind velocity and cloud size distribution that are approximately 600 km and 1200 km, respectively^{522,523}. The footprint of these short-time intermittent fluctuations have been recently monitored in the power grid frequency variations⁵²⁴.

The analysis of the highly resolved electricity consumption data of households that consume 29% of all electricity in European Union⁵²⁵ shows that these data are highly intermittent. The intermittent fluctuations of electricity consumption can not be captured from the data with a resolution of one hour or even 15 minutes^{526–528}. The variability of energy sources, along with the uncertainty of the electricity consumption can make it more difficult to balance supply and demand. Thereby, as the share of feed-in is increasing, a deeper understanding of the variable energy source dynamics as well as advanced approach of balancing demand and supply by load shifting is required^{529,530}.

b. Data-driven models Identifying the stochastic behaviour of the short-time variable energy sources and electricity consumption fluctuations allows us to construct a dynamic equation that governs these stochastic processes. The dynamic equation should include two main terms as following:

$$\dot{X}(t) = F(X, t) + G(X, t), \quad (25)$$

where $F(X, t)$ is the deterministic term showing the trend of a stochastic process $X(t)$ (which is here a variable source of energy or electricity consumption) versus time, and $G(X, t)$ is the stochastic term modelling the extreme fluctuations and, indeed, non-Gaussianity in the considered process. Equation (25) is known as a stochastic differential equation which is a non-parametric model. With the term ‘non-parametric’, we mean that all of the functions and parameters in the model can be found directly from empirical time series. Recently, the *jump-diffusion* process^{531,532} and the *superstatistics* method⁵³³ have been introduced to model short-term variable energy sources and electricity consumption fluctuations, respectively. Moreover, in⁵³³ a data-driven load profile that is consistent with high-resolution electricity consumption data is obtained. This data-driven load profile outperforms the standard load profile used by energy supplier⁵³⁴ and it does not require microscopic parameters for consumer behaviour, consumer appliances, house infrastructures or other features that other models depend on⁵³⁵.

The data-driven models allow us not only to generate time series with identical statistics to empirical ones, but also by adjusting the parameters in the stochastic models,

to consider the response of the power grid and control systems to different circumstances.

c. Complex network science From a structural view point, the power grid is a complex network consisting of many units and agents that interact in a nonlinear way. Due to economic factors, power grids often run near their operational limits. The nature of renewable energies will add more and more fluctuations to this complex system, causing concerns about the reliability and stability of the power supply^{536–538}. Therefore, the probability of having grid instabilities will increase, which may result in more frequent occurrences of extreme events like cascading failures resulting in large blackouts. Any strategy under discussion, like upgrading the existing power grid, the formation of virtual power plants combining different power sources, introducing new storage capacities and intelligent ‘smart grid’ concepts, etc will further increase the complexity of the existing systems and have to be based on the detailed knowledge of the dynamics of variable energy sources and consumers/variable sources of energy. The data-driven models and the generation of data sets imitating the characteristics of the real data sets, empower us to consider accurately the interplay of the network structure and features with supply and demand fluctuations and, therefore, resulting in deep insight into how the future structure and control systems should be designed to mitigate the intermittent fluctuations and allows us to increase the share of variable sources of energy in the power grid without any restriction.

E. Adaptability of the earth system: past success and present challenges – by Jürgen Kurths

The Earth system is a highly complex system with various interactions, including positive and negative feedbacks. Its representation is sometimes even called a horrendogram. But it is also an open system that corresponds with its closer and farther surrounding. All these properties are crucial for the ability to *adapt* in response to external as well as intrinsic changes and perturbations.

There are outstanding examples of adaptive behavior in the history of the Earth system: About 66.000.000 years ago, a rather large asteroid struck Earth and formed the Chicxulub impactor crater with a diameter of about 180 km in the peninsular Yucatan in Mexico⁵³⁹. This external shock induced titanic changes on the surface and in the atmosphere as megatsunamis, giant wildfires and a rapid strong decrease of the temperature. More important, it is now well accepted that it was the main cause of the *Cretaceous–Paleogene extinction event*, a mass extinction of 75% of plant and animal species on Earth, including all non-avian dinosaurs. However, it is important to emphasize that the Earth system was not destroyed due to this giant event, but it adapted and reached another stable regime after some time whose global climate was rather similar to the former one⁵⁴⁰. Another example of a shock-like but intrinsic event was the Toba supervol-

canic eruption about 74,000 years back in Sumatra⁵⁴¹. It changed the climate situation drastically and, in particular, induced a strong temperature decrease 3 – 5°C. But the Earth system again adapted and reached via rather large fluctuations a stable climate regime whose global temperature was however clearly below the former one⁵⁴².

There are also recurrent-like strong influences on the Earth system over broad scales in time. On the one end, we have as long-term factors the Milankovic cycles, which are due to complex variations in eccentricity, axial tilt, and precession of the Earth' motion in the solar system leading to main components of 41,000 years, 95,000 years and others. These orbital forcing components have a strong influence on long-range climate dynamics, as the occurrence of glacials and interglacials. On the other end, recurrent patterns as El Nino Southern Oscillations (ENSO) in the range of 3–7 years have a powerful impact on the onset and intensity of monsoons and the formation of extreme climate events. However, the Earth system has been able to adapt to all these recurrent events and acts in stable regimes which can be even become different, e.g., switching from glacial to interglacial.

But one component of the Earth system has substantially increased its impact in the more recent past, the humans. The huge amount of greenhouse gas emission, as CO₂ and methane, is the most striking expression of this tremendous *anthropogenic activity*. There is clear evidence and broad acceptance that this has already caused a distinct global warming and various other strong changes in the Earth system. Due to several reasons, the kind of adaptation of the Earth system in response to these emissions is hard to evaluate. One crucial uncertainty is the future development of these emissions despite the immense efforts for their serious reduction, e.g., via the UN Climate Change Conferences of the Parties (COP).

Therefore, typical scenarios of future Earth system's adaption in dependence on different emission amounts are estimated based on combined models and measured data. But there are challenging problems in modeling of the corresponding processes and data acquisition. A very promising approach to treat these tasks is based on the study of *tipping elements* because the Earth system comprises a number of such large-scale subsystems, which are vulnerable and can undergo large and possibly irreversible changes in response to anthropogenic perturbations beyond a critical threshold^{543,544}. The whole system of tipping elements including their interactions can be well described as a complex network in order to understand the spreading of tipping, i.e., will the tipping of one element exert only local effects or will it induce a cascading-like dynamics⁵⁴⁵? We know the main elements of this network because they have been identified and described, such as dieback of Amazon forest or melting of poles (see Fig. 9). However, the kind of interactions as well as the intrinsic dynamics at each tipping area are only very partly known.

To treat the first problem, connections between the Amazon forest area and other tipping points have been recently uncovered quantitatively by analyzing near-surface air temperature fields⁵⁴⁶. This way, teleconnections between the Amazon forest area and the Tibetan plateau as well the West Antarctic ice sheet have been identified. In other studies based on conceptual models for selected tipping elements with complex structure-function interrelations as treated in Sec. II A of this paper, it has been shown that the polar ice sheets could be typically the initiators of tipping cascades, while the Atlantic Meridional overturning circulation acts as a mediator⁵⁴⁵. However, these studies are in the beginning and there are several challenging problems to solve till getting a reliable predictability of tipping dynamics and, hence, on evaluating in detail the adaptability of the Earth system in particular to anthropogenic influences.

However, it is evident that the greenhouse gas emissions have to be strongly reduced. In Sec. V D of this perspective paper, problems and approaches for reaching this ambitious goal are discussed.

To summarize: the Earth system is an adaptive one as is obvious from the past. We have now clear evidence that the huge anthropogenic influences create a new kind of perturbation which have the power to induce a novel pathway of adaptation. This will end for sure in some stable regime, but it is very questionable whether we can live there.

VI. CONCLUDING REMARKS

The notion of *adaptivity* is used in a variety of contexts, from nonlinear dynamics over socioeconomic systems to cognitive science and musicology. This article presents various viewpoints on adaptive systems and the notion of adaptivity itself from different research disciplines aiming to open the dialogue between communities.

The article shows that the terminology and definition of 'adaptivity' may vary among the communities. While 'adaptability' refers generally to the ability of a system to amend its properties according to dynamic (external or intrinsic) changes, the specific details of adaptive mechanisms depend on the context and the community. For example, how and which part of a system can amend (adaptation rules), or what strategies enable the perception (or sensing) of such changes. In addition, the mathematical framework for describing adaptive mechanisms and adaptive systems also varies across communities.

On the other hand, various commonalities become apparent throughout this article. For example, a common starting point in many contexts are descriptions based on *networks*, where the notion of adaptivity is well established. Adaptive networks are applied in numerous fields, such as power grids, neural systems, and machine learning. Another commonality across disciplines is the link between adaptivity and *feedback* mechanisms, which are ubiquitous in both natural systems and engineering.

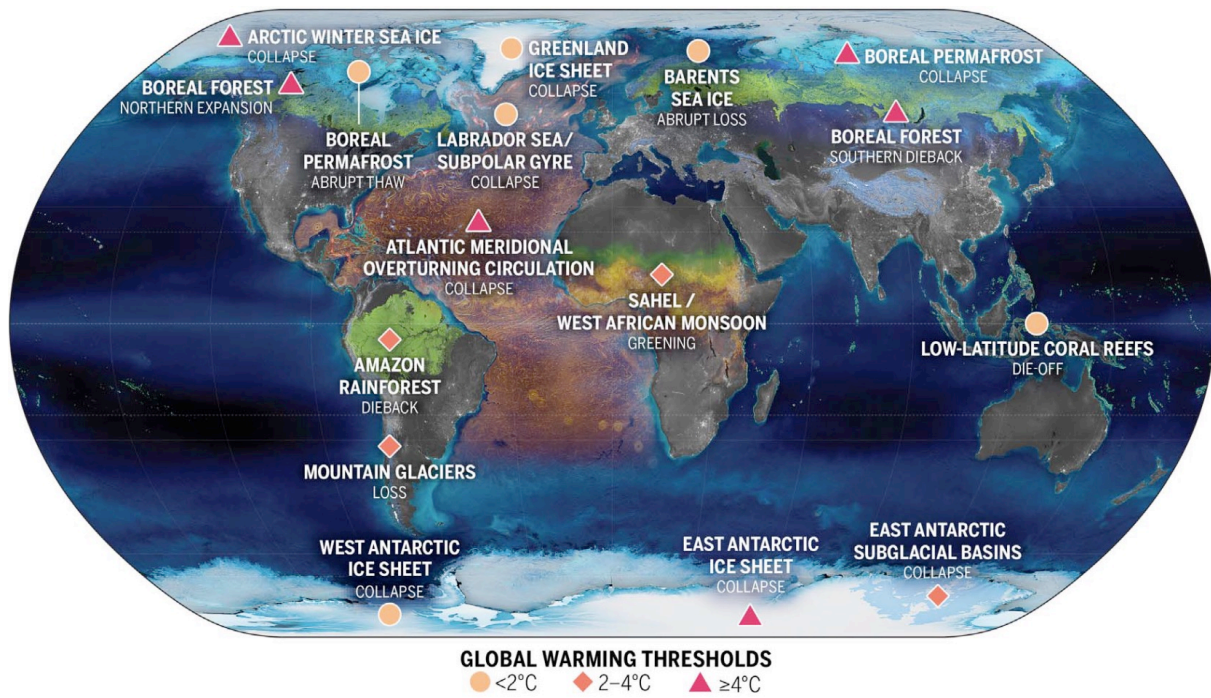


Figure 9. The location of climate tipping elements in the cryosphere (blue), biosphere (green), and ocean/atmosphere (orange), and global warming levels at which their tipping points will likely be triggered. Pins are colored according to our central global warming threshold estimate being below 2°C , i.e., within the Paris Agreement range (light orange, circles); between 2 and 4°C , i.e., accessible with current policies (orange, diamonds); and 4°C and above (red, triangles) (figure from⁵⁴³).

We believe that the similarities and differences provide opportunities for further cross-fertilization between the research communities centered around the concept of adaptivity as a common mechanism. For example, adaptive networks can serve as a powerful modeling paradigm for realistic dynamical systems, possibly applicable to even more systems, e.g., in the context of cognitive sciences, musicology, or active matter. Furthermore, a great opportunity lies in utilizing the mechanisms that have emerged in nature as inspiration and guiding principles to engineer artificial (intelligent, cooperative) systems and to develop control strategies. In this spirit, for example, the cooperative behavior of animals may guide the way to engineer robots capable to perform collective motion reminiscent of swarms of insects or schools of fish. Or, the development of new machine learning algorithms may potentially profit from a deeper understanding of the brain provided by the field of neuroscience. Indeed, it has long been recognized that “The adaptiveness of the human organism, the facility with which it acquires new representations and strategies and becomes adept in dealing with highly specialized environments, makes it an elusive and fascinating target of our scientific inquiries and the very prototype of the artificial.” (Herbert A. Simon, “The Science of the Artificial”, MIT Press, 1996).

This article follows the workshop on “Adaptivity in nonlinear dynamical systems”, which brought together specialist from various disciplines to share their view on the abstract concept of *adaptivity*. During the presenta-

tions and the coffee breaks, there was a lively exchange of ideas that highlighted the great interest in this topic. We hope that this perspective article will be a first step in promoting knowledge transfer between disciplines.

In order to conclude this perspective article, we collect the current open research questions for each section to stimulate future research on adaptivity in the different fields represented in this collection of perspectives and beyond.

- How does a mathematical theory of an adaptive system, e.g., adaptive network look like?
- How can knowledge about adaptive mechanisms be used to better understand and influence processes in neuronal, physiological and socio-economic systems?
- Can the knowledge about neural plasticity of the human brain be used to inspire the development of new artificial learning algorithms?
- What are the capabilities of modeling real-world dynamical system by using adaptivity?

ACKNOWLEDGMENTS

JS, RB, and SL thank the Joachim Herz Foundation for funding an interdisciplinary and international workshop

on “Adaptivity in nonlinear dynamical systems”, which was held from 20th to 23rd September 2022 and provided a platform for discussions that resulted in this article. We further thank the Potsdam Institute for Climate Impact Research for supporting and hosting the workshop. JS acknowledges funding support by the Deutsche Forschungsgemeinschaft (DFG, German Research Foundation) – through the project 429685422. RB acknowledges funding support by the Deutsche Forschungsgemeinschaft (DFG, German Research Foundation) – through the project 440145547. SL acknowledges funding support by the Deutsche Forschungsgemeinschaft (DFG, German Research Foundation) – through the project 498288081. IF acknowledges funding from the Institute of Physics Belgrade through a grant by Ministry of Education, Science and Technological Development of Republic of Serbia. PH acknowledges further support by the Deutsche Forschungsgemeinschaft (DFG, German Research Foundation) under project ID 434434223 - SFB 1461. JM acknowledges funding support by the Deutsche Forschungsgemeinschaft (DFG, German Research Foundation) – through the project 458548755. PLS acknowledges financial support from the Volkswagen Foundation (grant ‘Reclaiming individual autonomy and democratic discourse online: How to rebalance human and algorithmic decision-making’). PT acknowledges funding support by John A. Blume Foundation and the Vaughn and Nancy Bryson fund. GV would like to acknowledge funding from the H2020 European Research Council (ERC) Starting Grant ComplexSwimmers (Grant No. 677511), the Horizon Europe ERC Consolidator Grant MAPEI (Grant No. 101001267), and the Knut and Alice Wallenberg Foundation (Grant No. 2019.0079).

DATA AVAILABILITY STATEMENT

The data that support the findings of this study are available within the article.

REFERENCES

- ¹A. Pikovsky, M. Rosenblum, and J. Kurths, *Synchronization: a universal concept in nonlinear sciences*, 1st ed. (Cambridge University Press, Cambridge, 2001).
- ²S. Boccaletti, A. N. Pisarchik, C. I. del Genio, and A. Amann, *Synchronization: From Coupled Systems to Complex Networks* (Cambridge University Press, Cambridge, 2018).
- ³S. Yanchuk, A. C. Roque, E. E. N. Macau, and J. Kurths, “Dynamical phenomena in complex networks: fundamentals and applications,” *The European Physical Journal Special Topics* **230**, 2711–2716 (2021).
- ⁴J. Cabral, V. Jirsa, O. Popovych, A. Torcini, and S. Yanchuk, “Editorial: From Structure to Function in Neuronal Networks: Effects of Adaptation, Time-Delays, and Noise,” *Frontiers in Systems Neuroscience* (2022).
- ⁵L. F. Abbott and S. B. Nelson, “Synaptic plasticity: taming the beast,” *Nature Neuroscience* **3**, 1178–1183 (2000).
- ⁶Y. Dan and M.-m. Poo, “Spike Timing-Dependent Plasticity of Neural Circuits,” *Neuron* **44**, 23–30 (2004).

- ⁷Y. L. Maistrenko, B. Lysyansky, C. Hauptmann, O. Burylko, and P. A. Tass, “Multistability in the kuramoto model with synaptic plasticity,” *Phys. Rev. E* **75**, 066207 (2007).
- ⁸O. V. Popovych, S. Yanchuk, and P. A. Tass, “Self-organized noise resistance of oscillatory neural networks with spike timing-dependent plasticity,” *Sci. Rep.* **3**, 2926 (2013).
- ⁹L. Lüicken, O. V. Popovych, P. A. Tass, and S. Yanchuk, “Noise-enhanced coupling between two oscillators with long-term plasticity,” *Phys. Rev. E* **93**, 032210 (2016).
- ¹⁰T. Aoki and T. Aoyagi, “Co-evolution of Phases and Connection Strengths in a Network of Phase Oscillators,” *Physical Review Letters* **102**, 034101 (2009).
- ¹¹D. V. Kasatkin, S. Yanchuk, E. Schöll, and V. I. Nekorkin, “Self-organized emergence of multi-layer structure and chimera states in dynamical networks with adaptive couplings,” *Phys. Rev. E* **96**, 062211 (2017).
- ¹²R. Berner, S. Vock, E. Schöll, and S. Yanchuk, “Desynchronization transitions in adaptive networks,” *Phys. Rev. Lett.* **126**, 028301 (2021).
- ¹³R. Berner, V. Mehrmann, E. Schöll, and S. Yanchuk, “The Multiplex Decomposition: An Analytic Framework for Multilayer Dynamical Networks,” *SIAM Journal on Applied Dynamical Systems* **20**, 1752–1772 (2021).
- ¹⁴R. Berner and S. Yanchuk, “Synchronization in networks with heterogeneous adaptation rules and applications to distance-dependent synaptic plasticity,” *Front. Appl. Math. Stat.* **7**, 714978 (2021).
- ¹⁵M. Thiele, R. Berner, P. A. Tass, E. Schöll, and S. Yanchuk, “Asymmetric Adaptivity induces Recurrent Synchronization in Complex Networks,” (2021).
- ¹⁶V. Röhr, R. Berner, E. L. Lameu, O. V. Popovych, and S. Yanchuk, “Frequency cluster formation and slow oscillations in neural populations with plasticity,” *PLoS ONE* **14**, e0225094 (2019).
- ¹⁷C. Kuehn, *Multiple Time Scale Dynamics* (Springer International Publishing, Switzerland, 2015).
- ¹⁸N. Caporale and Y. Dan, “Spike timing-dependent plasticity: a hebbian learning rule,” *Annu. Rev. Neurosci.* **31**, 25 (2008).
- ¹⁹D. Taylor, E. Ott, and J. G. Restrepo, “Spontaneous synchronization of coupled oscillator systems with frequency adaptation,” *Phys. Rev. E* **81**, 046214 (2010).
- ²⁰T. Fardet and A. Levina, “Simple models including energy and spike constraints reproduce complex activity patterns and metabolic disruptions,” *PLoS Comput. Biol.* **16**, e1008503 (2020).
- ²¹G. Bonvento and J. P. Bolaños, “Astrocyte-neuron metabolic cooperation shapes brain activity,” *Cell Metab.* **33**, 1546 (2021).
- ²²J. A. Roberts, K. K. Iyer, S. Vanhatalo, and M. Breakspear, “Critical role for resource constraints in neural models,” *Front. Syst. Neurosci.* **8**, 154 (2014).
- ²³Y. S. Virkar, W. L. Shew, J. G. Restrepo, and E. Ott, “Feedback control stabilization of critical dynamics via resource transport on multilayer networks: How glia enable learning dynamics in the brain,” *Phys. Rev. E* **94**, 042310 (2016).
- ²⁴A. Levina, J. M. Herrmann, and T. Geisel, “Dynamical synapses causing self-organized criticality in neural networks,” *Nat. Phys.* **3**, 857 (2007).
- ²⁵R. Berner, E. Schöll, and S. Yanchuk, “Multiclusters in networks of adaptively coupled phase oscillators,” *SIAM J. Appl. Dyn. Syst.* **18**, 2227–2266 (2019).
- ²⁶R. Berner, J. Fialkowski, D. V. Kasatkin, V. I. Nekorkin, S. Yanchuk, and E. Schöll, “Hierarchical frequency clusters in adaptive networks of phase oscillators,” *Chaos* **29**, 103134 (2019).
- ²⁷K. A. Kroma-Wiley, P. J. Mucha, and D. S. Bassett, “Synchronization of coupled kuramoto oscillators under resource constraints,” *Phys. Rev. E* **104**, 014211 (2021).
- ²⁸S. Thamizharasan, V. K. Chandrasekar, M. Senthilvelan, R. Berner, E. Schöll, and D. V. Senthilkumar, “Exotic states induced by coevolving connection weights and phases in com-

- plex networks,” *Phys. Rev. E* **105**, 034312 (2021).
- ²⁹J. Fialkowski, S. Yanchuk, I. M. Sokolov, E. Schöll, G. A. Gottwald, and R. Berner, “Heterogeneous nucleation in finite size adaptive dynamical networks,” *Phys. Rev. Lett.* **130**, 067402 (2022).
- ³⁰I. Franović, S. R. Eydam, S. Yanchuk, and R. Berner, “Collective activity bursting in a population of excitable units adaptively coupled to a pool of resources,” *Front. Netw. Physiol.* **2**, 841829 (2022).
- ³¹I. Franović, S. Yanchuk, S. R. Eydam, I. Bačić, and M. Wolfrum, “Dynamics of a stochastic excitable system with slowly adapting feedback,” *Chaos* **30**, 083109 (2020).
- ³²I. Bačić, V. Klinshov, V. I. Nekorkin, M. Perc, and I. Franović, “Inverse stochastic resonance in a system of excitable active rotators with adaptive coupling,” *EPL* **124**, 40004 (2018).
- ³³A. Knoblauch, F. Hauser, M.-O. Gewaltig, E. Körner, and G. Palm, “Does spike-timing-dependent synaptic plasticity couple or decouple neurons firing in synchrony?” *Front. Comput. Neurosci.* **6**, 55 (2012).
- ³⁴D. Pazo and E. Montbrío, “Universal behavior in populations composed of excitable and self-oscillatory elements,” *Phys. Rev. E* **73**, 055202(R) (2006).
- ³⁵L. F. Lafuerza, P. Colet, and R. Toral, “Nonuniversal results induced by diversity distribution in coupled excitable systems,” *Phys. Rev. Lett.* **105**, 084101 (2010).
- ³⁶V. Klinshov and I. Franović, “Two scenarios for the onset and suppression of collective oscillations in heterogeneous populations of active rotators,” *Phys. Rev. E* **100**, 062211 (2019).
- ³⁷I. Bačić, S. Yanchuk, M. Wolfrum, and I. Franović, “Noise-induced switching in two adaptively coupled excitable systems,” *Eur. Phys. J. - Spec. Top.* **227**, 1077 (2018).
- ³⁸O. Sporns and R. Kötter, “Motifs in brain networks,” *PLoS Biol.* **2**, e369 (2004).
- ³⁹I. Bačić and I. Franović, “Two paradigmatic scenarios for inverse stochastic resonance,” *Chaos* **30**, 033123 (2020).
- ⁴⁰L. M. Pecora and T. L. Carroll, “Master Stability Functions for Synchronized Coupled Systems,” *Phys. Rev. Lett.* **80**, 2109–2112 (1998).
- ⁴¹E. Ott and T. M. Antonsen, “Low dimensional behavior of large systems of globally coupled oscillators,” *Chaos* **18**, 037113 (2008).
- ⁴²E. Ott and T. M. Antonsen, “Long time evolution of phase oscillator systems,” *Chaos* **19**, 023117 (2009).
- ⁴³C. Bick, M. Goodfellow, C. R. Laing, and E. A. Martens, “Understanding the dynamics of biological and neural oscillator networks through exact mean-field reductions: a review,” *J. Math. Neurosci.* **10**, 9 (2020).
- ⁴⁴G. Lan, P. Sartori, S. Neumann, V. Sourjik, and Y. Tu, “The energy–speed–accuracy trade-off in sensory adaptation,” *Nat. Phys.* **8**, 422 (2012).
- ⁴⁵D. Conti and T. Mora, “Nonequilibrium dynamics of adaptation in sensory systems,” *Phys. Rev. E* **106**, 054404 (2022).
- ⁴⁶G. Tkačik and W. Bialek, “Information processing in living systems,” *Annu. Rev. Condens. Matter Phys.* **7**, 89 (2016).
- ⁴⁷R. Sutton, A. Barto, and R. Williams, “Reinforcement learning is direct adaptive optimal control,” *IEEE Control Systems Magazine* **12**, 19–22 (1992).
- ⁴⁸R. Bellman, *Dynamic Programming* (Princeton University Press, 1957).
- ⁴⁹N. Botta, P. Jansson, C. Ionescu, D. R. Christiansen, and E. Brady, “Sequential decision problems, dependent types and generic solutions,” *Logical Methods in Computer Science* **13** (2017), 10.23638/LMCS-13(1:7)2017.
- ⁵⁰N. Brede and N. Botta, “On the correctness of monadic backward induction,” *Journal of Functional Programming* **31**, e26 (2021).
- ⁵¹C. J. C. H. Watkins and P. Dayan, “Q-learning,” *Machine Learning* **8**, 279–292 (1992).
- ⁵²C. Ionescu, P. Jansson, and N. Botta, “Type theory as a framework for modelling and programming,” in *Leveraging Applications of Formal Methods, Verification and Validation. Modeling*, edited by T. Margaria and B. Steffen (Springer International Publishing, Cham, 2018) pp. 119–133.
- ⁵³M. Broy, K. Havelund, and R. Kumar, “Towards a unified view of modeling and programming,” in *Leveraging Applications of Formal Methods, Verification and Validation: Discussion, Dissemination, Applications*, edited by T. Margaria and B. Steffen (Springer International Publishing, Cham, 2016) pp. 238–257.
- ⁵⁴B. Nordström, K. Petersson, and J. Smith, *Programming in Martin-Löf’s Type Theory* (Oxford University Press, 1990).
- ⁵⁵P. Martin-Löf, *Intuitionistic type theory* (Bibliopolis, 1984).
- ⁵⁶S. Allen, M. Bickford, R. Constable, R. Eaton, C. Kreitz, L. Lorigo, and E. Moran, “Innovations in computational type theory using NuPRL,” *Journal of Applied Logic* **4**, 428 – 469 (2006).
- ⁵⁷The Coq Development Team, “The coq proof assistant,” Zenodo: <https://doi.org/10.5281/zenodo.1003420> (latest version).
- ⁵⁸U. Norell, *Towards a practical programming language based on dependent type theory*, Ph.D. thesis, Chalmers University of Technology (2007).
- ⁵⁹E. Brady, *Type-Driven Development in Idris* (Manning Publications Co., 2017).
- ⁶⁰L. de Moura, S. Kong, J. Avigad, F. van Doorn, and J. von Raumer, “The Lean Theorem Prover (System Description),” in *Automated Deduction - CADE-25* (Springer International Publishing, Cham, 2015) pp. 378–388.
- ⁶¹P. Wadler, “Propositions as types,” *Commun. ACM* **58**, 75–84 (2015).
- ⁶²X. Leroy, “Formal verification of a realistic compiler,” *Communications of the ACM* **52**, 107–115 (2009).
- ⁶³N. Swamy, J. Chen, C. Fournet, P.-Y. Strub, K. Bhargavan, and J. Yang, “Secure distributed programming with value-dependent types,” in *Proc. of ICFP 2011* (2011) pp. 266–278.
- ⁶⁴J. Morgenstern and D. Licata, “Security-typed programming within dependently-typed programming,” in *International Conference on Functional Programming* (ACM, 2010).
- ⁶⁵E. Brady and K. Hammond, “Resource-safe systems programming with embedded domain specific languages,” in *Practical Aspects of Declarative Languages* (Springer, 2012) pp. 242–257.
- ⁶⁶A. Chlipala, *Certified programming with dependent types: a pragmatic introduction to the Coq proof assistant* (MIT Press, 2022).
- ⁶⁷C. Ionescu and P. Jansson, “Testing versus proving in climate impact research,” in *Proc. TYPES 2011*, Leibniz International Proceedings in Informatics (LIPIcs), Vol. 19 (Schloss Dagstuhl–Leibniz-Zentrum fuer Informatik, Dagstuhl, Germany, 2013) pp. 41–54.
- ⁶⁸C. Ionescu, R. J. T. Klein, J. Hinkel, K. S. Kavi Kumar, and R. Klein, “Towards a formal framework of vulnerability to climate change,” *Environmental Modelling and Assessment* **14**, 1–16 (2009).
- ⁶⁹N. Botta, P. Jansson, and C. Ionescu, “Contributions to a computational theory of policy advice and avoidability,” *J. Funct. Program.* **27**, e23 (2017).
- ⁷⁰N. Brede, “Toward a DSL for Sequential Decision Problems with tipping point uncertainties,” <https://doi.org/10.5281/zenodo.6783894> (2021).
- ⁷¹N. Botta, N. Brede, M. Crucifix, C. Ionescu, P. Jansson, Z. Li, M. Martínez-Montero, and T. Richter, “Responsibility under uncertainty: Which climate decisions matter most?” (2021).
- ⁷²E. Schöll, “Partial synchronization patterns in brain networks,” *Europhysics Letters* **136**, 18001 (2021).
- ⁷³E. Schöll, “Chimeras in physics and biology: Synchronization and desynchronization of rhythms,” *Nova Acta Leopoldina* **425**, 67–95 (2020), invited contribution.
- ⁷⁴J. Sawicki, *Delay controlled partial synchronization in complex networks*, Springer Theses (Springer, Heidelberg, 2019).
- ⁷⁵A. Zakharova, *Chimera Patterns in Networks: Interplay between Dynamics, Structure, Noise, and Delay*, Understanding Complex Systems (Springer, Cham, 2020).

- ⁷⁶Y. Maistrenko, B. Penkovsky, and M. Rosenblum, “Solitary state at the edge of synchrony in ensembles with attractive and repulsive interactions,” *Phys. Rev. E* **89**, 060901 (2014).
- ⁷⁷P. Jaros, Y. Maistrenko, and T. Kapitaniak, “Chimera states on the route from coherence to rotating waves,” *Phys. Rev. E* **91**, 022907 (2015).
- ⁷⁸V. Semenov, A. Zakharova, Y. Maistrenko, and E. Schöll, “Delayed-feedback chimera states: Forced multiclusters and stochastic resonance,” *Europhys. Lett.* **115**, 10005 (2016).
- ⁷⁹S. Jain and S. Krishna, “A model for the emergence of cooperation, interdependence, and structure in evolving networks,” *Proc. Natl. Acad. Sci.* **98**, 543–547 (2001).
- ⁸⁰T. Gross, C. J. Dommar D’Lima, and B. Blasius, “Epidemic dynamics on an adaptive network,” *Phys. Rev. Lett.* **96** (2006), 10.1103/PhysRevLett.96.208701.
- ⁸¹T. Gross and B. Blasius, “Adaptive coevolutionary networks: a review,” *J. R. Soc. Interface* **5**, 259–271 (2008).
- ⁸²R. Gutiérrez, A. Amann, S. Assenza, J. Gómez-Gardeñes, V. Latora, and S. Boccaletti, “Emerging meso- and macroscales from synchronization of adaptive networks,” *Phys. Rev. Lett.* **107**, 234103 (2011).
- ⁸³X. Zhang, S. Boccaletti, S. Guan, and Z. Liu, “Explosive synchronization in adaptive and multilayer networks,” *Phys. Rev. Lett.* **114**, 038701 (2015).
- ⁸⁴M. Madadi Asl, A. Valizadeh, and P. A. Tass, “Dendritic and axonal propagation delays may shape neuronal networks with plastic synapses,” *Front. Physiol.* **9**, 1849 (2018).
- ⁸⁵D. V. Kasatkin and V. I. Nekorkin, “Synchronization of chimera states in a multiplex system of phase oscillators with adaptive couplings,” *Chaos* **28**, 093115 (2018).
- ⁸⁶D. V. Kasatkin and V. I. Nekorkin, “The effect of topology on organization of synchronous behavior in dynamical networks with adaptive couplings,” *Eur. Phys. J. Spec. Top.* **227**, 1051 (2018).
- ⁸⁷R. Berner, J. Sawicki, and E. Schöll, “Birth and stabilization of phase clusters by multiplexing of adaptive networks,” *Phys. Rev. Lett.* **124**, 088301 (2020).
- ⁸⁸P. Feketa, A. Schaum, and T. Meurer, “Synchronization and multi-cluster capabilities of oscillatory networks with adaptive coupling,” *IEEE Trans. Autom. Control* **66**, 3084–3096 (2020).
- ⁸⁹R. Berner, *Patterns of Synchrony in Complex Networks of Adaptively Coupled Oscillators*, Springer Theses (Springer, Cham, 2021).
- ⁹⁰O. V. Popovych, M. N. Xenakis, and P. A. Tass, “The spacing principle for unlearning abnormal neuronal synchrony,” *PLoS ONE* **10**, e0117205 (2015).
- ⁹¹S. Chakravartula, P. Indic, B. Sundaram, and T. Killingback, “Emergence of local synchronization in neuronal networks with adaptive couplings,” *PLoS ONE* **12**, e0178975 (2017).
- ⁹²Y. Kuramoto, *Chemical Oscillations, Waves and Turbulence* (Springer-Verlag, Berlin, 1984).
- ⁹³G. Filatrella, A. H. Nielsen, and N. F. Pedersen, “Analysis of a power grid using a Kuramoto-like model,” *Eur. Phys. J. B* **61**, 485–491 (2008).
- ⁹⁴F. Dörfler and F. Bullo, “Synchronization and transient stability in power networks and nonuniform kuramoto oscillators,” *SIAM J. Control Optim.* **50**, 1616–1642 (2012).
- ⁹⁵M. Rohden, A. Sorge, M. Timme, and D. Witthaut, “Self-organized synchronization in decentralized power grids,” *Phys. Rev. Lett.* **109**, 064101 (2012).
- ⁹⁶A. E. Motter, S. A. Myers, M. Anghel, and T. Nishikawa, “Spontaneous synchrony in power-grid networks,” *Nat. Phys.* **9**, 191–197 (2013).
- ⁹⁷F. A. Rodrigues, T. K. D. M. Peron, P. Ji, and J. Kurths, “The Kuramoto model in complex networks,” *Phys. Rep.* **610**, 1–98 (2016).
- ⁹⁸L. Tumash, S. Olmi, and E. Schöll, “Effect of disorder and noise in shaping the dynamics of power grids,” *Europhys. Lett.* **123**, 20001 (2018).
- ⁹⁹L. Tumash, S. Olmi, and E. Schöll, “Stability and control of power grids with diluted network topology,” *Chaos* **29**, 123105 (2019).
- ¹⁰⁰H. Taher, S. Olmi, and E. Schöll, “Enhancing power grid synchronization and stability through time delayed feedback control,” *Phys. Rev. E* **100**, 062306 (2019).
- ¹⁰¹F. Hellmann, P. Schultz, P. Jaros, R. Levchenko, T. Kapitaniak, J. Kurths, and Y. Maistrenko, “Network-induced multistability through lossy coupling and exotic solitary states,” *Nat. Commun.* **11**, 592 (2020).
- ¹⁰²C. Kuehn and S. Throm, “Power network dynamics on graphons,” *SIAM J. Appl. Math.* **79**, 1271–1292 (2019).
- ¹⁰³C. H. Totz, S. Olmi, and E. Schöll, “Control of synchronization in two-layer power grids,” *Phys. Rev. E* **102**, 022311 (2020).
- ¹⁰⁴X. Zhang, C. Ma, and M. Timme, “Vulnerability in dynamically driven oscillatory networks and power grids,” *Chaos* **30**, 063111 (2020).
- ¹⁰⁵R. Berner, S. Yanchuk, and E. Schöll, “What adaptive neuronal networks teach us about power grids,” *Phys. Rev. E* **103**, 042315 (2021).
- ¹⁰⁶J. A. Acebrón and R. Spigler, “Adaptive frequency model for phase-frequency synchronization in large populations of globally coupled nonlinear oscillators,” *Phys. Rev. Lett.* **81**, 2229 (1998).
- ¹⁰⁷J. A. Acebrón, L. L. Bonilla, C. J. Pérez Vicente, F. Ritort, and R. Spigler, “The Kuramoto model: A simple paradigm for synchronization phenomena,” *Rev. Mod. Phys.* **77**, 137–185 (2005).
- ¹⁰⁸P. S. Skardal, D. Taylor, and J. G. Restrepo, “Complex macroscopic behavior in systems of phase oscillators with adaptive coupling,” *Physica D* **267**, 27–35 (2013).
- ¹⁰⁹B. Schäfer, D. Witthaut, M. Timme, and V. Latora, “Dynamically induced cascading failures in power grids,” *Nat. Commun.* **9**, 1975 (2018).
- ¹¹⁰R. Berner, A. Polanska, E. Schöll, and S. Yanchuk, “Solitary states in adaptive nonlocal oscillator networks,” *Eur. Phys. J. Spec. Top.* **229**, 2183–2203 (2020).
- ¹¹¹H. Sakaguchi and Y. Kuramoto, “A soluble active rotator model showing phase transitions via mutual entertainment,” *Prog. Theor. Phys* **76**, 576–581 (1986).
- ¹¹²P. Jaros, S. Brezetsky, R. Levchenko, D. Dudkowski, T. Kapitaniak, and Y. Maistrenko, “Solitary states for coupled oscillators with inertia,” *Chaos* **28**, 011103 (2018).
- ¹¹³I. V. Belykh, B. N. Brister, and V. N. Belykh, “Bistability of patterns of synchrony in Kuramoto oscillators with inertia,” *Chaos* **26**, 094822 (2016).
- ¹¹⁴S. Olmi, “Chimera states in coupled Kuramoto oscillators with inertia,” *Chaos* **25**, 123125 (2015).
- ¹¹⁵S. Olmi, A. Navas, S. Boccaletti, and A. Torcini, “Hysteretic transitions in the Kuramoto model with inertia,” *Phys. Rev. E* **90**, 042905 (2014).
- ¹¹⁶J. Barré and D. Métivier, “Bifurcations and singularities for coupled oscillators with inertia and frustration,” *Phys. Rev. Lett.* **117**, 214102 (2016).
- ¹¹⁷J. Sawicki, R. Berner, T. Löser, and E. Schöll, “Modelling tumor disease and sepsis by networks of adaptively coupled phase oscillators,” *Front. Netw. Physiol.* **1**, 730385 (2022).
- ¹¹⁸R. Berner, J. Sawicki, M. Thiele, T. Löser, and E. Schöll, “Critical parameters in dynamic network modeling of sepsis,” *Front. Netw. Physiol.* **2**, 904480 (2022).
- ¹¹⁹J. J. Tyson, K. C. Chen, and B. Novak, “Sniffers, buzzers, toggles and blinkers: dynamics of regulatory and signaling pathways in the cell,” *Curr Opin Cell Biol* **15**, 221–231 (2003).
- ¹²⁰U. Alon, *An introduction to systems biology an introduction to systems biology*, 2nd ed., Chapman & Hall/CRC Computational Biology Series (Taylor & Francis, Philadelphia, PA, 2019).
- ¹²¹J. Ferrell, *Systems biology of cell signaling* (CRC Press, Boca Raton, FL, 2021).
- ¹²²S. E. Kahn, R. L. Prigeon, D. K. McCulloch, E. J. Boyko, R. N. Bergman, M. W. Schwartz, J. L. Neifing, W. K. Ward, J. C. Beard, and J. P. Palmer, “Quantification of the relationship between insulin sensitivity and beta-cell function in human subjects. evidence for a hyperbolic function.” *Diabetes* **42**, 1663–1672 (1993).

- ¹²³R. M. Macnab and D. E. J. Koshland, “The gradient-sensing mechanism in bacterial chemotaxis.” *Proc Natl Acad Sci U S A* **69**, 2509–2512 (1972).
- ¹²⁴H. C. Berg and P. M. Tedesco, “Transient response to chemotactic stimuli in *escherichia coli*.” *Proc Natl Acad Sci U S A* **72**, 3235–3239 (1975).
- ¹²⁵T. M. Yi, Y. Huang, M. I. Simon, and J. Doyle, “Robust perfect adaptation in bacterial chemotaxis through integral feedback control.” *Proc Natl Acad Sci U S A* **97**, 4649–4653 (2000).
- ¹²⁶H. El-Samad, J. P. Goff, and M. Khammash, “Calcium homeostasis and parturient hypocalcemia: an integral feedback perspective.” *J Theor Biol* **214**, 17–29 (2002).
- ¹²⁷C. Briat, A. Gupta, and M. Khammash, “Antithetic integral feedback ensures robust adaptation in noisy biomolecular networks.” *Cell Syst* **2**, 15–26 (2016).
- ¹²⁸O. Karin, A. Swisa, B. Glaser, Y. Dor, and U. Alon, “Dynamical compensation in physiological circuits.” *Mol Syst Biol* **12**, 886 (2016).
- ¹²⁹O. Karin, M. Raz, A. Tendler, A. Bar, Y. Korem Kohanim, T. Milo, and U. Alon, “A new model for the hpa axis explains dysregulation of stress hormones on the timescale of weeks.” *Mol Syst Biol* **16**, e9510 (2020).
- ¹³⁰Y. Korem Kohanim, T. Milo, M. Raz, O. Karin, A. Bar, A. Mayo, N. Mendelson Cohen, Y. Toledano, and U. Alon, “Dynamics of thyroid diseases and thyroid-axis gland masses.” *Mol Syst Biol* **18**, e10919 (2022).
- ¹³¹A. Tendler, A. Bar, N. Mendelsohn-Cohen, O. Karin, Y. K. Kohanim, L. Maimon, T. Milo, M. Raz, A. Mayo, A. Tanay, and U. Alon, “Hormone seasonality in medical records suggests circannual endocrine circuits,” *Proceedings of the National Academy of Sciences* **118** (2021), 10.1073/pnas.2003926118.
- ¹³²M. D. Lazova, T. Ahmed, D. Bellomo, R. Stocker, and T. S. Shimizu, “Response rescaling in bacterial chemotaxis,” *Proceedings of the National Academy of Sciences* **108**, 13870–13875 (2011).
- ¹³³J. Larsch, S. W. Flavell, Q. Liu, A. Gordus, D. R. Albrecht, and C. I. Bargmann, “A circuit for gradient climbing in *c. elegans* chemotaxis.” *Cell Rep* **12**, 1748–1760 (2015).
- ¹³⁴K. Kamino, Y. Kondo, A. Nakajima, M. Honda-Kitahara, K. Kaneko, and S. Sawai, “Fold-change detection and scale invariance of cell–cell signaling in social amoeba,” *Proceedings of the National Academy of Sciences* **114** (2017), 10.1073/pnas.1702181114.
- ¹³⁵W. Schultz, P. Dayan, and P. R. Montague, “A Neural Substrate of Prediction and Reward,” *Science* **275**, 1593–1599 (1997).
- ¹³⁶P. N. Tobler, C. D. Fiorillo, and W. Schultz, “Adaptive coding of reward value by dopamine neurons.” *Science* **307**, 1642–1645 (2005).
- ¹³⁷H. R. Kim, A. N. Malik, J. G. Mikhael, P. Bech, I. Tsutsui-Kimura, F. Sun, Y. Zhang, Y. Li, M. Watabe-Uchida, S. J. Gershman, and N. Uchida, “A unified framework for dopamine signals across timescales.” *Cell* **183**, 1600–1616 (2020).
- ¹³⁸O. Karin and U. Alon, “The dopamine circuit as a reward-taxis navigation system,” *PLOS Computational Biology* **18**, 1–24 (2022).
- ¹³⁹C. J. Whitmire and G. B. Stanley, “Rapid Sensory Adaptation Redux: A Circuit Perspective,” *Neuron* **92**, 298–315 (2016).
- ¹⁴⁰Y. K. Wu, C. Miehl, and J. Gjorgjieva, “Regulation of circuit organization and function through inhibitory synaptic plasticity,” *Trends in Neurosciences* **45**, 884–898 (2022).
- ¹⁴¹C. Miehl, S. Onasch, D. Festa, and J. Gjorgjieva, “Formation and computational implications of assemblies in neural circuits,” *Journal of Physiology* (2022), <https://doi.org/10.1113/JP282750>.
- ¹⁴²D. Debanne, Y. Inglebert, and M. Russier, “Plasticity of intrinsic neuronal excitability,” *Current Opinion in Neurobiology* **54**, 73–82 (2019).
- ¹⁴³R. S. Zucker and W. G. Regehr, “Short-term synaptic plasticity,” *Annual Review of Physiology* **64**, 355–405 (2002).
- ¹⁴⁴D. E. Feldman, “The Spike-Timing Dependence of Plasticity,” *Neuron* **75**, 556–571 (2012).
- ¹⁴⁵H. Markram, J. Lübke, M. Frotscher, and B. Sakmann, “Regulation of Synaptic Efficacy by Coincidence of Postsynaptic APs and EPSPs,” *Science* **275**, 213–215 (1997).
- ¹⁴⁶G.-g. Bi and M.-M. Poo, “Synaptic modifications in cultured hippocampal neurons: dependence on spike timing, synaptic strength, and postsynaptic cell type,” *Journal of Neuroscience* **18**, 10464–72 (1998).
- ¹⁴⁷H. Motanis, M. J. Seay, and D. V. Buonomano, “Short-Term Synaptic Plasticity as a Mechanism for Sensory Timing,” *Trends in Neurosciences* **41**, 701–711 (2018).
- ¹⁴⁸A. I. Weber, K. Krishnamurthy, and A. L. Fairhall, “Coding Principles in Adaptation,” *Annual Review of Vision Science* **5**, 427–449 (2019).
- ¹⁴⁹R. Näätänen, M. Simpson, and N. E. Loveless, “Stimulus deviance and evoked potentials,” *Biological Psychology* **14**, 53–98 (1982).
- ¹⁵⁰J. M. Ross and J. P. Hamm, “Cortical Microcircuit Mechanisms of Mismatch Negativity and Its Underlying Subcomponents,” *Frontiers in Neural Circuits* **14** (2020), <https://doi.org/10.3389/fncir.2020.00013>.
- ¹⁵¹N. Ulanovsky, L. Las, and I. Nelken, “Processing of low-probability sounds by cortical neurons,” *Nature Neuroscience* **6**, 391–398 (2003).
- ¹⁵²R. G. Natan, J. J. Briguglio, L. Mwilambwe-Tshilobo, S. I. Jones, M. Aizenberg, E. M. Goldberg, and M. N. Geffen, “Complementary control of sensory adaptation by two types of cortical interneurons,” *eLife* **4**, e09868 (2015).
- ¹⁵³J. Homann, S. Ann, K. S. Chen, D. W. Tank, and M. J. Berry, “Novel stimuli evoke excess activity in the mouse primary visual cortex,” *Proceedings of the National Academy of Sciences of the United States of America* **119**, e2108882119 (2022).
- ¹⁵⁴R. Mill, M. Coath, T. Wennekers, and S. L. Denham, “Abstract stimulus-specific adaptation models,” *Neural Computation* **23**, 435–476 (2011).
- ¹⁵⁵R. Mill, M. Coath, T. Wennekers, and S. L. Denham, “Characterising stimulus-specific adaptation using a multi-layer field model,” *Brain Research* **1434**, 178–188 (2012).
- ¹⁵⁶I. Hershenhoren, N. Taaseh, F. M. Antunes, and I. Nelken, “Intracellular correlates of stimulus-specific adaptation,” *Journal of Neuroscience* **34**, 3303–3319 (2014).
- ¹⁵⁷Y. Park and M. N. Geffen, “A circuit model of auditory cortex,” *PLoS Computational Biology* **16**, e1008016 (2020).
- ¹⁵⁸M. J. Seay, R. G. Natan, M. N. Geffen, and D. V. Buonomano, “Differential short-term plasticity of PV and SST neurons accounts for adaptation and facilitation of cortical neurons to auditory tones,” *Journal of Neuroscience* **40**, 9224–9235 (2020).
- ¹⁵⁹A. Schulz, C. Miehl, M. J. Berry II, and J. Gjorgjieva, “The generation of cortical novelty responses through inhibitory plasticity,” *eLife* **10**, e65309 (2021).
- ¹⁶⁰R. P. N. Rao and D. H. Ballard, “Predictive coding in the visual cortex: a functional interpretation of some extra-classical receptive-field effects,” *Nature Neuroscience* **2**, 79–87 (1999).
- ¹⁶¹G. G. Turrigiano and S. B. Nelson, “Homeostatic plasticity in the developing nervous system,” *Nature Reviews Neuroscience* **5**, 97–107 (2004).
- ¹⁶²E. Marder and J.-M. Goaillard, “Variability, compensation and homeostasis in neuron and network function,” *Nature reviews* **7**, 563–574 (2006).
- ¹⁶³S. Onasch and J. Gjorgjieva, “Circuit stability to perturbations reveals hidden variability in the balance of intrinsic and synaptic conductances,” *Journal of Neuroscience* **40**, 3186–3202 (2020).
- ¹⁶⁴P. J. Gonçalves, J. M. Lueckmann, M. Deistler, M. Nonnenmacher, K. Öcal, G. Bassetto, C. Chintaluri, W. F. Podlaski, S. A. Haddad, T. P. Vogels, D. S. Greenberg, and J. H. Macke, “Training deep neural density estimators to identify mechanistic models of neural dynamics,” *eLife* **9**, 1–46 (2020).
- ¹⁶⁵M. Deistler, J. H. Macke, and P. J. Gonçalves, “Energy efficient network activity from disparate circuit parameters,” *Pro-*

- ceedings of the National Academy of Sciences **119**, e2207632119 (2022).
- ¹⁶⁶E. Marder, T. O’Leary, and S. Shrutli, “Neuromodulation of circuits with variable parameters: Single neurons and small circuits reveal principles of state-dependent and robust neuromodulation,” *Annual Review of Neuroscience* **37**, 329–346 (2014).
- ¹⁶⁷K. Jacquerie and G. Drion, “Robust switches in thalamic network activity require a timescale separation between sodium and T-type calcium channel activations,” *PLoS Computational Biology* **17**, e1008997 (2021).
- ¹⁶⁸G. Mongillo, O. Barak, and M. Tsodyks, “Synaptic Theory of Working Memory,” *Science* **319**, 1543–1546 (2008).
- ¹⁶⁹R. Yuste, “From the neuron doctrine to neural networks,” *Nature Reviews Neuroscience* **16**, 487–497 (2015).
- ¹⁷⁰S. Fusi, “Computational models of long term plasticity and memory,” *arXiv* (2017), <https://doi.org/10.48550/arXiv.1706.04946>, arXiv:1706.04946.
- ¹⁷¹A. Litwin-Kumar and B. Doiron, “Formation and maintenance of neuronal assemblies through synaptic plasticity,” *Nature Communications* **5** (2014), <http://dx.doi.org/10.1038/ncomms6319>.
- ¹⁷²C. Miehl and J. Gjorgjieva, “Stability and learning in excitatory synapses by nonlinear inhibitory plasticity,” *PLoS Computational Biology* **18**, e1010682 (2022).
- ¹⁷³F. Zenke, E. J. Agnes, and W. Gerstner, “Diverse synaptic plasticity mechanisms orchestrated to form and retrieve memories in spiking neural networks,” *Nature Communications* **6** (2015), 10.1038/ncomms7922.
- ¹⁷⁴J. P. Hamm, D. S. Peterka, J. A. Gogos, and R. Yuste, “Altered Cortical Ensembles in Mouse Models of Schizophrenia,” *Neuron* **94**, 153–167 (2017).
- ¹⁷⁵R. Batista-Brito, E. Zagha, J. M. Ratliff, and M. Vinck, “Modulation of cortical circuits by top-down processing and arousal state in health and disease,” *Current Opinion in Neurobiology* **52**, 172–181 (2018).
- ¹⁷⁶G. A. Light and R. Näätänen, “Mismatch negativity is a breakthrough biomarker for understanding and treating psychotic disorders,” *Proceedings of the National Academy of Sciences of the United States of America* **110**, 15175–15176 (2013).
- ¹⁷⁷H. R. Wilson and J. D. Cowan, “A mathematical theory of the functional dynamics of cortical and thalamic nervous tissue,” *Kybernetik* **13**, 55–80 (1973).
- ¹⁷⁸M. Mattia and P. Del Giudice, “Population dynamics of interacting spiking neurons,” *Physical Review E* **66**, 051917 (2002).
- ¹⁷⁹E. S. Schaffer, S. Ostojic, and L. F. Abbott, “A complex-valued firing-rate model that approximates the dynamics of spiking networks,” *PLoS computational biology* **9**, e1003301 (2013).
- ¹⁸⁰E. Montbrío, D. Pazó, and A. Roxin, “Macroscopic description for networks of spiking neurons,” *Physical Review X* **5**, 021028 (2015).
- ¹⁸¹A. Byrne, M. J. Brookes, and S. Coombes, “A mean field model for movement induced changes in the beta rhythm,” *Journal of computational neuroscience* **43**, 143–158 (2017).
- ¹⁸²Á. Byrne, R. D. O’Dea, M. Forrester, J. Ross, and S. Coombes, “Next-generation neural mass and field modeling,” *Journal of neurophysiology* **123**, 726–742 (2020).
- ¹⁸³A. Ceni, S. Olmi, A. Torcini, and D. Angulo-Garcia, “Cross frequency coupling in next generation inhibitory neural mass models,” *Chaos: An Interdisciplinary Journal of Nonlinear Science* **30**, 053121 (2020).
- ¹⁸⁴H. Bi, M. Segneri, M. Di Volo, and A. Torcini, “Coexistence of fast and slow gamma oscillations in one population of inhibitory spiking neurons,” *Physical Review Research* **2**, 013042 (2020).
- ¹⁸⁵H. Taher, A. Torcini, and S. Olmi, “Exact neural mass model for synaptic-based working memory,” *PLoS Computational Biology* **16**, e1008533 (2020).
- ¹⁸⁶M. Segneri, H. Bi, S. Olmi, and A. Torcini, “Theta-nested gamma oscillations in next generation neural mass models,” *Frontiers in computational neuroscience* **14**, 47 (2020).
- ¹⁸⁷R. Gast, H. Schmidt, and T. R. Knösche, “A mean-field description of bursting dynamics in spiking neural networks with short-term adaptation,” *Neural Computation* **32**, 1615–1634 (2020).
- ¹⁸⁸M. Gerster, H. Taher, A. Škoch, J. Hlinka, M. Guye, F. Bartolomei, V. Jirsa, A. Zakharova, and S. Olmi, “Patient-specific network connectivity combined with a next generation neural mass model to test clinical hypothesis of seizure propagation,” *Frontiers in Systems Neuroscience* , 79 (2021).
- ¹⁸⁹R. Gast, T. R. Knösche, and H. Schmidt, “Mean-field approximations of networks of spiking neurons with short-term synaptic plasticity,” *Physical Review E* **104**, 044310 (2021).
- ¹⁹⁰G. Fuhrmann, H. Markram, and M. Tsodyks, “Spike frequency adaptation and neocortical rhythms,” *Journal of neurophysiology* **88**, 761–770 (2002).
- ¹⁹¹J. Benda and A. V. Herz, “A universal model for spike-frequency adaptation,” *Neural computation* **15**, 2523–2564 (2003).
- ¹⁹²D. Brown and P. Adams, “Muscarinic suppression of a novel voltage-sensitive k⁺ current in a vertebrate neurone,” *Nature* **283**, 673–676 (1980).
- ¹⁹³D. Madison and R. Nicoll, “Control of the repetitive discharge of rat ca 1 pyramidal neurones in vitro.” *The Journal of physiology* **354**, 319–331 (1984).
- ¹⁹⁴I. A. Fleidervish, A. Friedman, and M. J. Gutnick, “Slow inactivation of na⁺ current and slow cumulative spike adaptation in mouse and guinea-pig neocortical neurones in slices.” *The Journal of physiology* **493**, 83–97 (1996).
- ¹⁹⁵C. F. Stevens and Y. Wang, “Facilitation and depression at single central synapses,” *Neuron* **14**, 795–802 (1995).
- ¹⁹⁶H. Markram and M. Tsodyks, “Redistribution of synaptic efficacy between neocortical pyramidal neurons,” *Nature* **382**, 807–810 (1996).
- ¹⁹⁷L. F. Abbott, J. A. Varela, K. Sen, and S. B. Nelson, “Synaptic depression and cortical gain control,” *Science* **275**, 220–224 (1997).
- ¹⁹⁸L. Abbott and W. G. Regehr, “Synaptic computation,” *Nature* **431**, 796–803 (2004).
- ¹⁹⁹M. V. Jones and G. L. Westbrook, “The impact of receptor desensitization on fast synaptic transmission,” *Trends in neurosciences* **19**, 96–101 (1996).
- ²⁰⁰A. Y. Wong, B. P. Graham, B. Billups, and I. D. Forsythe, “Distinguishing between presynaptic and postsynaptic mechanisms of short-term depression during action potential trains,” *Journal of Neuroscience* **23**, 4868–4877 (2003).
- ²⁰¹G. G. Turrigiano, “The self-tuning neuron: synaptic scaling of excitatory synapses,” *Cell* **135**, 422–435 (2008).
- ²⁰²K. Pozo and Y. Goda, “Unraveling mechanisms of homeostatic synaptic plasticity,” *Neuron* **66**, 337–351 (2010).
- ²⁰³Y.-T. Huang, Y.-L. Chang, C.-C. Chen, P.-Y. Lai, and C. Chan, “Positive feedback and synchronized bursts in neuronal cultures,” *PLoS one* **12**, e0187276 (2017).
- ²⁰⁴H. Markram, Y. Wang, and M. Tsodyks, “Differential signaling via the same axon of neocortical pyramidal neurons,” *Proceedings of the National Academy of Sciences* **95**, 5323–5328 (1998).
- ²⁰⁵J. S. Dittman, A. C. Kreitzer, and W. G. Regehr, “Interplay between facilitation, depression, and residual calcium at three presynaptic terminals,” *Journal of Neuroscience* **20**, 1374–1385 (2000).
- ²⁰⁶Y. Wang, H. Markram, P. H. Goodman, T. K. Berger, J. Ma, and P. S. Goldman-Rakic, “Heterogeneity in the pyramidal network of the medial prefrontal cortex,” *Nature neuroscience* **9**, 534–542 (2006).
- ²⁰⁷G. Gigante, M. Mattia, and P. Del Giudice, “Diverse population-bursting modes of adapting spiking neurons,” *Physical Review Letters* **98**, 148101 (2007).
- ²⁰⁸A. Ferrara, D. Angulo Garcia, A. Torcini, and S. Olmi, “Population spiking and bursting in next generation neural masses with spike-frequency adaptation,” *Physical Review E* , in press (2023).
- ²⁰⁹M. Tsodyks, A. Uziel, H. Markram, *et al.*, “Synchrony generation in recurrent networks with frequency-dependent synapses,”

- Journal of Neuroscience **20**, RC50–RC50 (2000).
- ²¹⁰S. Luccioli, E. Ben-Jacob, A. Barzilai, P. Bonifazi, and A. Torcini, “Clique of functional hubs orchestrates population bursts in developmentally regulated neural networks,” *PLoS Computational Biology* **10**, e1003823 (2014).
- ²¹¹H. Schmidt, D. Avitabile, E. Montbrío, and A. Roxin, “Network mechanisms underlying the role of oscillations in cognitive tasks,” *PLoS computational biology* **14**, e1006430 (2018).
- ²¹²M. Dipoppa and B. S. Gutkin, “Flexible frequency control of cortical oscillations enables computations required for working memory,” *Proceedings of the National Academy of Sciences* **110**, 12828–12833 (2013).
- ²¹³E. K. Miller, M. Lundqvist, and A. M. Bastos, “Working memory 2.0,” *Neuron* **100**, 463–475 (2018).
- ²¹⁴M. Tsodyks, K. Pawelzik, and H. Markram, “Neural networks with dynamic synapses,” *Neural computation* **10**, 821–835 (1998).
- ²¹⁵H. Lindén and R. W. Berg, “Why firing rate distributions are important for understanding spinal central pattern generators,” *Frontiers in Human Neuroscience*, 504 (2021).
- ²¹⁶J. E. Rubin, B. J. Bacak, Y. I. Molkov, N. A. Shevtsova, J. C. Smith, and I. A. Rybak, “Interacting oscillations in neural control of breathing: modeling and qualitative analysis,” *Journal of computational neuroscience* **30**, 607–632 (2011).
- ²¹⁷A. Benabid, P. Pollak, C. Gross, D. Hoffmann, A. Benazzouz, D. Gao, A. Laurent, M. Gentil, and J. Perret, “Acute and long-term effects of subthalamic nucleus stimulation in parkinson’s disease,” *Stereotactic and functional neurosurgery* **62**, 76–84 (1994).
- ²¹⁸M. Pinter, F. Alesch, M. Murg, M. Seiwald, R. Hellscher, and H. Binder, “Deep brain stimulation of the subthalamic nucleus for control of extrapyramidal features in advanced idiopathic parkinson’s disease: one year follow-up,” *Journal of neural transmission* **106**, 693–709 (1999).
- ²¹⁹M. C. Rodriguez-Oroz, J. A. Obeso, A. E. Lang, J.-L. Houeto, P. Pollak, S. Rehnroca, J. Kulisevsky, A. Albanese, J. Volkmann, M. I. Hariz, N. P. Quinn, J. D. Speelman, J. Guridi, I. Zamarbide, A. Gironell, J. Molet, B. Pascual-Sedano, B. Pidoux, A. M. Bonnet, Y. Agid, J. Xie, A.-L. Benabid, A. M. Lozano, J. Saint-Cyr, L. Romito, M. F. Contarino, M. Scerrati, V. Fraix, and N. Van Blercom, “Bilateral deep brain stimulation in parkinson’s disease: a multicentre study with 4 years follow-up,” *Brain* **128**, 2240–2249 (2005).
- ²²⁰A. L. Benabid, S. Chabardes, J. Mitrofanis, and P. Pollak, “Deep brain stimulation of the subthalamic nucleus for the treatment of parkinson’s disease,” *Lancet Neurol* **8**, 67–81 (2009).
- ²²¹A. M. Lozano, N. Lipsman, H. Bergman, P. Brown, S. Chabardes, J. W. Chang, K. Matthews, C. C. McIntyre, T. E. Schlaepfer, M. Schulder, Y. Temel, J. Volkmann, and J. K. Krauss, “Deep brain stimulation: current challenges and future directions,” *Nature Reviews Neurology* **15**, 148–160 (2019).
- ²²²G. Deuschl, C. Schade-Brittinger, P. Krack, J. Volkmann, H. Schäfer, K. Bötzel, C. Daniels, A. Deuschländer, U. Dillmann, W. Eisner, D. Gruber, W. Hamel, J. Herzog, R. Hilker, S. Klebe, M. Kloss, J. Koy, M. Krause, A. Kupsch, D. Lorenz, S. Lorenzl, H. M. Mehdorn, J. R. Moringlane, W. Oertel, M. O. Pinsker, H. Reichmann, A. Reuss, G.-H. Schneider, A. Schnitzler, U. Steude, V. Sturm, L. Timmermann, V. Tronnier, T. Trottenberg, L. Wojtecki, E. Wolf, W. Poewe, and J. Voges, “A randomized trial of deep-brain stimulation for parkinson’s disease,” *N Engl J Med* **355**, 896–908 (2006).
- ²²³F. M. Weaver, K. Follett, M. Stern, K. Hur, C. Harris, W. J. Marks, J. Rothlind, O. Sagher, D. Reda, C. S. Moy, *et al.*, “Bilateral deep brain stimulation vs best medical therapy for patients with advanced parkinson disease: a randomized controlled trial,” *Jama* **301**, 63–73 (2009).
- ²²⁴K. A. Follett, F. M. Weaver, M. Stern, K. Hur, C. L. Harris, P. Luo, W. J. Marks, J. Rothlind, O. Sagher, C. Moy, R. Pahwa, K. Burchiel, P. Hogarth, E. C. Lai, J. E. Duda, K. Holloway, A. Samii, S. Horn, J. M. Bronstein, G. Stoner, P. A. Starr, R. Simpson, G. Baltuch, A. De Salles, G. D. Huang, and D. J. Reda, “Pallidal versus subthalamic deep-brain stimulation for parkinson’s disease,” *N Engl J Med* **362**, 2077–2091 (2010).
- ²²⁵A. Beric, P. J. Kelly, A. Rezai, D. Sterio, A. Mogilner, M. Zonenshayn, and B. Kopell, “Complications of deep brain stimulation surgery,” *Stereotactic and functional neurosurgery* **77**, 73–78 (2001).
- ²²⁶M. Y. Oh, A. Aboosh, S. H. Kim, A. E. Lang, and A. M. Lozano, “Long-term hardware-related complications of deep brain stimulation,” *Neurosurgery* **50**, 1268–1276 (2002).
- ²²⁷D. K. Binder, G. Rau, and P. A. Starr, “Hemorrhagic complications of microelectrode-guided deep brain stimulation,” *Stereotactic and functional neurosurgery* **80**, 28–31 (2003).
- ²²⁸K. E. Lyons, S. B. Wilkinson, J. Overman, and R. Pahwa, “Surgical and hardware complications of subthalamic stimulation: a series of 160 procedures,” *Neurology* **63**, 612–616 (2004).
- ²²⁹E. Y. Uc and K. A. Follett, “Deep brain stimulation in movement disorders,” *Semin Neurol* **27**, 170–182 (2007).
- ²³⁰J. Baizabal-Carvallo and J. Jankovic, “Movement disorders induced by deep brain stimulation,” *Parkinsonism Relat Disord* **25**, 1–9 (2016).
- ²³¹V. Voon and S. H. Fox, “Medication-related impulse control and repetitive behaviors in parkinson disease,” *Archives of neurology* **64**, 1089–1096 (2007).
- ²³²S. A. Eisenstein, W. B. Dewispelaere, M. C. Campbell, H. M. Lugar, J. S. Perlmutter, K. J. Black, and T. Hershey, “Acute changes in mood induced by subthalamic deep brain stimulation in parkinson disease are modulated by psychiatric diagnosis,” *Brain Stimul* **7**, 701–708 (2014).
- ²³³A. Merola, A. Romagnolo, L. Rizzi, M. G. Rizzone, M. Zibetti, M. Lanotte, G. Mandybur, A. P. Duker, A. J. Espay, and L. Lopiano, “Impulse control behaviors and subthalamic deep brain stimulation in parkinson disease,” *J Neurol* **264**, 40–48 (2017).
- ²³⁴S. Healy, H. Shepherd, N. Mooney, A. D. Costa, J. Osman-Farah, and A. Macerollo, “The effect of deep brain stimulation on impulse control related disorders in parkinson’s disease – a 10-year retrospective study of 137 patients,” *Journal of the Neurological Sciences* **440**, 120339 (2022).
- ²³⁵C. Hammond, H. Bergman, and P. Brown, “Pathological synchronization in parkinson’s disease: networks, models and treatments,” *Trends Neurosci* **30**, 357–364 (2007).
- ²³⁶P. A. Tass, *Phase resetting in medicine and biology: stochastic modelling and data analysis* (Springer Science & Business Media, 2007).
- ²³⁷P. A. Tass, “Desynchronizing double-pulse phase resetting and application to deep brain stimulation,” *Biol Cybern* **85**, 343–354 (2001).
- ²³⁸P. A. Tass, “A model of desynchronizing deep brain stimulation with a demand-controlled coordinated reset of neural subpopulations,” *Biol Cybern* **89**, 81–88 (2003).
- ²³⁹P. A. Tass and M. Majtanik, “Long-term anti-kindling effects of desynchronizing brain stimulation: a theoretical study,” *Biol Cybern* **94**, 58–66 (2006).
- ²⁴⁰P. A. Tass and C. Hauptmann, “Therapeutic modulation of synaptic connectivity with desynchronizing brain stimulation,” *Int J Psychophysiol* **64**, 53–61 (2007).
- ²⁴¹M. Zeitler and P. A. Tass, “Augmented brain function by coordinated reset stimulation with slowly varying sequences,” *Front Syst Neurosci* **9**, 49 (2015).
- ²⁴²T. Manos, M. Zeitler, and P. A. Tass, “How stimulation frequency and intensity impact on the long-lasting effects of coordinated reset stimulation,” *PLOS Computational Biology* **14**, 1–31 (2018).
- ²⁴³D. Tyulmankov, P. A. Tass, and H. Bokil, “Periodic flashing coordinated reset stimulation paradigm reduces sensitivity to on and off period durations,” *PLOS ONE* **13**, 1–17 (2018).
- ²⁴⁴J. A. Kromer and P. A. Tass, “Long-lasting desynchronization by decoupling stimulation,” *Phys. Rev. Res.* **2**, 033101 (2020).

- ²⁴⁵A. Khaledi-Nasab, J. A. Kromer, and P. A. Tass, “Long-lasting desynchronization of plastic neural networks by random reset stimulation.” *Front Physiol* **11**, 622620 (2020).
- ²⁴⁶J. A. Kromer and P. A. Tass, “Synaptic reshaping of plastic neuronal networks by periodic multichannel stimulation with single-pulse and burst stimuli,” *PLOS Computational Biology* **18**, 1–38 (2022).
- ²⁴⁷M. M. Asl, A. Valizadeh, and P. A. Tass, “Decoupling of interacting neuronal populations by time-shifted stimulation through spike-timing-dependent plasticity,” *PLOS Computational Biology* **19**, e1010853 (2023).
- ²⁴⁸C. Hauptmann and P. A. Tass, “Cumulative and after-effects of short and weak coordinated reset stimulation: a modeling study.” *J Neural Eng* **6**, 016004 (2009).
- ²⁴⁹O. V. Popovych and P. A. Tass, “Desynchronizing electrical and sensory coordinated reset neuromodulation.” *Front Hum Neurosci* **6**, 58 (2012).
- ²⁵⁰P. A. Tass, L. Qin, C. Hauptmann, S. Dovero, E. Bezard, T. Boraud, and W. G. Meissner, “Coordinated reset has sustained aftereffects in parkinsonian monkeys.” *Ann Neurol* **72**, 816–820 (2012).
- ²⁵¹M. Butz, F. Wörgötter, and A. van Ooyen, “Activity-dependent structural plasticity,” *Brain Res. Rev.* **60**, 287 (2009).
- ²⁵²M. Butz and A. van Ooyen, “A simple rule for dendritic spine and axonal bouton formation can account for cortical reorganization after focal retinal lesions,” *PLoS Comput. Biol.* **9**, e1003259 (2013).
- ²⁵³M. Madadi Asl, A. Vahabie, A. Valizadeh, and P. Tass, “Spike-timing-dependent plasticity mediated by dopamine and its role in parkinson’s disease pathophysiology,” **2**, 1–18 (2022).
- ²⁵⁴T. Manos, S. Diaz-Pier, and P. A. Tass, “Long-term desynchronization by coordinated reset stimulation in a neural network model with synaptic and structural plasticity.” *Front Physiol* **12**, 716556 (2021).
- ²⁵⁵K. Chauhan, A. Khaledi-Nasab, A. B. Neiman, and P. A. Tass, “Dynamics of phase oscillator networks with synaptic weight and structural plasticity,” *Scientific Reports* **12**, 15003 (2022).
- ²⁵⁶Y. L. Maistrenko, B. Lysyansky, C. Hauptmann, O. Burylo, and P. A. Tass, “Multistability in the Kuramoto model with synaptic plasticity,” *Physical Review E* **75**, 066207 (2007).
- ²⁵⁷J. Wang, S. Nebeck, A. Muralidharan, M. D. Johnson, J. L. Vitek, and K. B. Baker, “Coordinated reset deep brain stimulation of subthalamic nucleus produces long-lasting, dose-dependent motor improvements in the 1-methyl-4-phenyl-1,2,3,6-tetrahydropyridine non-human primate model of parkinsonism.” *Brain Stimul* **9**, 609–617 (2016).
- ²⁵⁸J. Wang, S. P. Fergus, L. A. Johnson, S. D. Nebeck, J. Zhang, S. Kulkarni, H. Bokil, G. F. Molnar, and J. L. Vitek, “Shuffling improves the acute and carryover effect of subthalamic coordinated reset deep brain stimulation.” *Front Neurol* **13**, 716046 (2022).
- ²⁵⁹J. Chelangat Bore, B. A. Campbell, H. Cho, F. Pucci, R. Gopalakrishnan, A. G. Machado, and K. B. Baker, “Long-lasting effects of subthalamic nucleus coordinated reset deep brain stimulation in the non-human primate model of parkinsonism: A case report.” *Brain Stimul* **15**, 598–600 (2022).
- ²⁶⁰I. Adamchic, C. Hauptmann, U. B. Barnikol, N. Pawelczyk, O. Popovych, T. T. Barnikol, A. Silchenko, J. Volkmann, G. Deuschl, W. G. Meissner, M. Maarouf, V. Sturm, H.-J. Freund, and P. A. Tass, “Coordinated reset neuromodulation for parkinson’s disease: proof-of-concept study.” *Mov Disord* **29**, 1679–1684 (2014).
- ²⁶¹P. A. Tass, “Vibrotactile coordinated reset stimulation for the treatment of neurological diseases: Concepts and device specifications.” *Cureus* **9**, e1535 (2017).
- ²⁶²J. Syrkin-Nikolau, R. Neuville, J. O’Day, C. Anidi, M. Miller Koop, T. Martin, P. A. Tass, and H. Bronte-Stewart, “Coordinated reset vibrotactile stimulation shows prolonged improvement in parkinson’s disease.” *Mov Disord* **33**, 179–180 (2018).
- ²⁶³K. J. Pfeifer, J. A. Kromer, A. J. Cook, T. Hornbeck, E. A. Lim, B. J. P. Mortimer, A. S. Fogarty, S. S. Han, R. Dhall, C. H. Halpern, and P. A. Tass, “Coordinated reset vibrotactile stimulation induces sustained cumulative benefits in parkinson’s disease.” *Front Physiol* **12**, 624317 (2021).
- ²⁶⁴P. A. Tass, “Vibrotactile coordinated reset stimulation for the treatment of parkinson’s disease.” *Neural Regen Res* **17**, 1495–1497 (2022).
- ²⁶⁵E. Esposito, V. Di Matteo, and G. Di Giovanni, “Death in the substantia nigra: a motor tragedy.” *Expert Rev Neurother* **7**, 677–697 (2007).
- ²⁶⁶N. A. Haelterman, W. H. Yoon, H. Sandoval, M. Jaiswal, J. M. Shulman, and H. J. Bellen, “A mitocentric view of parkinson’s disease.” *Annu Rev Neurosci* **37**, 137–159 (2014).
- ²⁶⁷M. M. McGregor and A. B. Nelson, “Circuit mechanisms of parkinson’s disease.” *Neuron* **101**, 1042–1056 (2019).
- ²⁶⁸R. Bader, ed., *Springer handbook of systematic musicology*, Springer Handbooks (Springer, Berlin, Germany, 2019).
- ²⁶⁹M. Blaß, J. L. Fischer, and N. Plath, “Computational phonogram archiving,” *Physics Today* **73**, 50–55 (2020).
- ²⁷⁰R. Bader, ed., *Computational Phonogram Archiving*, 1st ed., Current Research in Systematic Musicology (Springer Nature, Cham, Switzerland, 2019).
- ²⁷¹S. Linke, R. Bader, and R. Mores, “The impulse pattern formulation (IPF) as a model of musical instruments—investigation of stability and limits,” *Chaos: An Interdisciplinary Journal of Nonlinear Science* **29**, 103109 (2019).
- ²⁷²S. Linke, R. Bader, and R. Mores, “Influence of the supporting table on initial transients of the fretted zither: An impulse pattern formulation model,” in *Proceedings of Meetings on Acoustics* (ASA, 2021).
- ²⁷³S. Linke, R. Bader, and R. Mores, “Modeling synchronization in human musical rhythms using impulse pattern formulation (ipf),” (2021).
- ²⁷⁴R. Bader, *Nonlinearities and Synchronization in Musical Acoustics and Music Psychology* (Springer Berlin Heidelberg, 2013).
- ²⁷⁵R. Kozma and W. J. Freeman, *Cognitive Phase Transitions in the Cerebral Cortex - Enhancing the Neuron Doctrine by Modeling Neural Fields* (Springer International Publishing, 2016).
- ²⁷⁶I. Nelken, “Processing of complex stimuli and natural scenes in the auditory cortex,” *Current Opinion in Neurobiology* **14**, 474–480 (2004).
- ²⁷⁷R. A. Butler, “Effect of changes in stimulus frequency and intensity on habituation of the human vertex potential,” *The Journal of the Acoustical Society of America* **44**, 945–950 (1968).
- ²⁷⁸M. Brosch and C. E. Schreiner, “Sequence sensitivity of neurons in cat primary auditory cortex,” *Cerebral Cortex* **10**, 1155–1167 (2000).
- ²⁷⁹R. Näätänen, A. W. Gaillard, and S. Mäntysalo, “Early selective-attention effect on evoked potential reinterpreted,” *Acta Psychologica* **42**, 313–329 (1978).
- ²⁸⁰N. Ulanovsky, L. Las, D. Farkas, and I. Nelken, “Multiple time scales of adaptation in auditory cortex neurons,” *The Journal of Neuroscience* **24**, 10440–10453 (2004).
- ²⁸¹N. Zacharias, R. König, and P. Heil, “Stimulation-history effects on the M100 revealed by its differential dependence on the stimulus onset interval,” *Psychophysiology* **49**, 909–919 (2012).
- ²⁸²D. Pérez-González and M. S. Malmierca, “Adaptation in the auditory system: an overview,” *Frontiers in Integrative Neuroscience* **8**, 1–10 (2014).
- ²⁸³K. Friston, “A theory of cortical responses,” *Philosophical Transactions of the Royal Society* **360**, 815–836 (2005).
- ²⁸⁴P. J. C. May, “The adaptation model offers a challenge for the predictive coding account of mismatch negativity,” *Frontiers in Human Neuroscience* **15**, 721574 (2021).
- ²⁸⁵P. J. C. May and H. Tiitinen, “Mismatch negativity (MMN), the deviance-elicited auditory deflection, explained,” *Psychophysiology* **47**, 66–122 (2010).

- ²⁸⁶P. Wang and T. R. Knösche, “A realistic neural mass model of the cortex with laminar-specific connections and synaptic plasticity-evaluation with auditory habituation,” *PLoS One* **8**, e77876 (2013).
- ²⁸⁷P. Kudela, D. Boatman-Reich, D. Beeman, and W. S. Anderson, “Modeling neural adaptation in auditory cortex,” *Frontiers in Neural Circuits* **12** (2018).
- ²⁸⁸E. S. Fortune and G. J. Rose, “Short-term synaptic plasticity as a temporal filter,” *Trends in Neurosciences* **24**, 381–385 (2001).
- ²⁸⁹M. Salmasi, A. Loebel, S. Glasauer, and M. Stemmler, “Short-term synaptic depression can increase the rate of information transfer at a release site,” *PLoS Computational Biology* **15**, 1–21 (2019).
- ²⁹⁰P. J. C. May and H. Tiitinen, “Temporal binding of sound emerges out of anatomical structure and synaptic dynamics of auditory cortex,” *Frontiers in Computational Neuroscience* **7** (2013).
- ²⁹¹A. Hajizadeh, A. Matysiak, P. J. C. May, and R. König, “Explaining event-related fields by a mechanistic model encapsulating the anatomical structure of auditory cortex,” *Biological Cybernetics* **113**, 321–345 (2019).
- ²⁹²A. Hajizadeh, A. Matysiak, M. Wolfrum, P. J. C. May, and R. König, “Auditory cortex modelled as a dynamical network of oscillators: understanding event-related fields and their adaptation,” *Biological Cybernetics* **116**, 475–499 (2022).
- ²⁹³J. H. Kaas and T. A. Hackett, “Subdivisions of auditory cortex and processing streams in primates,” *Proceedings of the National Academy of Sciences of the United States of America* **97**, 11793–11799 (2000).
- ²⁹⁴T. A. Hackett, “Anatomic organization of the auditory cortex,” *Handbook of Clinical Neurology* **129** (2015).
- ²⁹⁵A. Krizhevsky, I. Sutskever, and G. Hinton, “Imagenet classification with deep convolutional neural networks,” in *Advances in neural information processing systems* (2012) pp. 1097–1105.
- ²⁹⁶Y. LeCun, Y. Bengio, and G. Hinton, “Deep learning,” *Nature* **521**, 436–444 (2015).
- ²⁹⁷K. Simonyan and A. Zisserman, “Very Deep Convolutional Networks for Large-Scale Image Recognition,” in *International Conference on Learning Representations* (2015).
- ²⁹⁸K. He, X. Zhang, S. Ren, and J. Sun, “Deep residual learning for image recognition,” in *Proceedings of the IEEE conference on computer vision and pattern recognition* (2016) pp. 770–778.
- ²⁹⁹A. Dosovitskiy, L. Beyer, A. Kolesnikov, D. Weissenborn, X. Zhai, T. Unterthiner, M. Dehghani, M. Minderer, G. Heigold, S. Gelly, J. Uszkoreit, and N. Houlsby, “An image is worth 16x16 words: Transformers for image recognition at scale,” in *International Conference on Learning Representations* (2021).
- ³⁰⁰G. Hinton, L. Deng, D. Yu, G. E. Dahl, A.-r. Mohamed, N. Jaitly, A. Senior, V. Vanhoucke, P. Nguyen, T. N. Sainath, *et al.*, “Deep neural networks for acoustic modeling in speech recognition: The shared views of four research groups,” *IEEE Signal processing magazine* **29**, 82–97 (2012).
- ³⁰¹I. Sutskever, O. Vinyals, and Q. Le, “Sequence to sequence learning with neural networks,” in *Advances in Neural Information Processing Systems 27*, edited by Z. Ghahramani, M. Welling, C. Cortes, N. D. Lawrence, and K. Q. Weinberger (Curran Associates, Inc., 2014) pp. 3104–3112.
- ³⁰²A. Vaswani, N. Shazeer, N. Parmar, J. Uszkoreit, L. Jones, A. N. Gomez, L. Kaiser, and I. Polosukhin, “Attention is all you need,” in *Advances in neural information processing systems* (2017) pp. 5998–6008.
- ³⁰³J. Devlin, M.-W. Chang, K. Lee, and K. Toutanova, “Bert: Pre-training of deep bidirectional transformers for language understanding,” in *Proceedings of NAACL-HLT* (2019) pp. 4171–4186.
- ³⁰⁴D. Silver, A. Huang, C. J. Maddison, A. Guez, L. Sifre, G. van den Driessche, J. Schrittwieser, I. Antonoglou, V. Panneershelvam, M. Lanctot, S. Dieleman, D. Grewe, J. Nham, N. Kalchbrenner, I. Sutskever, T. Lillicrap, M. Leach, K. Kavukcuoglu, T. Graepel, and D. Hassabis, “Mastering the game of Go with deep neural networks and tree search,” *Nature* **529**, 484–489 (2016).
- ³⁰⁵D. Silver, J. Schrittwieser, K. Simonyan, I. Antonoglou, A. Huang, A. Guez, T. Hubert, L. Baker, M. Lai, A. Bolton, Y. Chen, T. Lillicrap, F. Hui, L. Sifre, G. van den Driessche, T. Graepel, and D. Hassabis, “Mastering the game of Go without human knowledge,” *Nature* **550**, 354–359 (2017).
- ³⁰⁶M. Bowling, N. Burch, M. Johanson, and O. Tammelin, “Heads-up limit hold’em poker is solved,” *Science* **347**, 145–149 (2015).
- ³⁰⁷N. Brown and T. Sandholm, “Superhuman ai for heads-up no-limit poker: Libratus beats top professionals,” *Science* **359**, 418–424 (2018).
- ³⁰⁸N. Brown and T. Sandholm, “Superhuman ai for multiplayer poker,” *Science* **365**, 885–890 (2019).
- ³⁰⁹G. Carleo, I. Cirac, K. Cranmer, L. Daudet, M. Schuld, N. Tishby, L. Vogt-Maranto, and L. Zdeborová, “Machine learning and the physical sciences,” *Rev. Mod. Phys.* **91**, 045002 (2019).
- ³¹⁰K. Tunyasuvunakool, J. Adler, Z. Wu, T. Green, M. Zielinski, A. Židek, A. Bridgland, A. Cowie, C. Meyer, A. Laydon, S. Velankar, G. J. Kleywegt, A. Bateman, R. Evans, A. Pritzel, M. Figurnov, O. Ronneberger, R. Bates, S. A. A. Kohl, A. Potapenko, A. J. Ballard, B. Romera-Paredes, S. Nikolov, R. Jain, E. Clancy, D. Reiman, S. Petersen, A. W. Senior, K. Kavukcuoglu, E. Birney, P. Kohli, J. Jumper, and D. Hassabis, “Highly accurate protein structure prediction for the human proteome,” *Nature* (2021), 10.1038/s41586-021-03828-1.
- ³¹¹A. Oliva and A. Torralba, “Modeling the shape of the scene: A holistic representation of the spatial envelope,” *International journal of computer vision* **42**, 145–175 (2001).
- ³¹²N. Dalal and B. Triggs, “Histograms of oriented gradients for human detection,” in *2005 IEEE computer society conference on computer vision and pattern recognition (CVPR’05)*, Vol. 1 (Ieee, 2005) pp. 886–893.
- ³¹³H. Bay, T. Tuytelaars, and L. Van Gool, “Surf: Speeded up robust features,” in *Computer Vision – ECCV 2006*, edited by A. Leonardis, H. Bischof, and A. Pinz (Springer Berlin Heidelberg, Berlin, Heidelberg, 2006) pp. 404–417.
- ³¹⁴There are different architectures which are appropriate for certain types of data or certain tasks; for an overview, cf.³⁴⁵.
- ³¹⁵D. J. MacKay, *Information Theory, Inference and Learning Algorithms* (Cambridge University Press, 2003).
- ³¹⁶M. Hardt, B. Recht, and Y. Singer, “Train faster, generalize better: Stability of stochastic gradient descent,” in *Proceedings of The 33rd International Conference on Machine Learning*, Proceedings of Machine Learning Research, Vol. 48, edited by M. F. Balcan and K. Q. Weinberger (PMLR, New York, New York, USA, 2016) pp. 1225–1234.
- ³¹⁷A. C. Wilson, R. Roelofs, M. Stern, N. Srebro, and B. Recht, “The marginal value of adaptive gradient methods in machine learning,” in *Advances in Neural Information Processing Systems*, Vol. 30, edited by I. Guyon, U. V. Luxburg, S. Bengio, H. Wallach, R. Fergus, S. Vishwanathan, and R. Garnett (Curran Associates, Inc., 2017).
- ³¹⁸U. von Luxburg and O. Bousquet, “Distance-based classification with lipschitz functions,” *J. Mach. Learn. Res.* **5**, 669–695 (2004).
- ³¹⁹Y. Bahri, J. Kadmon, J. Pennington, S. Schoenholz, J. Sohl-Dickstein, and S. Ganguli, “Statistical Mechanics of Deep Learning,” *Annual Review of Condensed Matter Physics* **11**, 501–528 (2020).
- ³²⁰L. Zdeborová, “Understanding deep learning is also a job for physicists,” *Nature Physics* (2020).
- ³²¹M. Geiger, L. Petrini, and M. Wyart, “Landscape and training regimes in deep learning,” *Physics Reports* **924**, 1–18 (2021), landscape and training regimes in deep learning.
- ³²²P. Grassberger and I. Procaccia, “Measuring the strangeness of strange attractors,” *Physica D: Nonlinear Phenomena* **9**, 189–208 (1983).

- ³²³J. Costa and A. Hero, “Learning intrinsic dimension and intrinsic entropy of high-dimensional datasets,” in *2004 12th European Signal Processing Conference* (2004) pp. 369–372.
- ³²⁴E. Levina and P. Bickel, “Maximum likelihood estimation of intrinsic dimension,” in *Advances in Neural Information Processing Systems 17* (2004).
- ³²⁵S. Spigler, M. Geiger, and M. Wyart, “Asymptotic learning curves of kernel methods: empirical data versus teacher–student paradigm,” *Journal of Statistical Mechanics: Theory and Experiment* **2020**, 124001 (2020).
- ³²⁶P. Pope, C. Zhu, A. Abdelkader, M. Goldblum, and T. Goldstein, “The intrinsic dimension of images and its impact on learning,” in *International Conference on Learning Representations* (2021).
- ³²⁷F. Bach, “Breaking the curse of dimensionality with convex neural networks,” *The Journal of Machine Learning Research* **18**, 629–681 (2017).
- ³²⁸B. Ghorbani, S. Mei, T. Misiakiewicz, and A. Montanari, “Limitations of lazy training of two-layers neural network,” in *Advances in Neural Information Processing Systems*, Vol. 32 (2019) pp. 9111–9121.
- ³²⁹L. Chizat and F. Bach, “Implicit bias of gradient descent for wide two-layer neural networks trained with the logistic loss,” in *Conference on Learning Theory* (PMLR, 2020) pp. 1305–1338.
- ³³⁰B. Ghorbani, S. Mei, T. Misiakiewicz, and A. Montanari, “When do neural networks outperform kernel methods?” in *Advances in Neural Information Processing Systems*, Vol. 33 (2020).
- ³³¹M. Geiger, S. Spigler, A. Jacot, and M. Wyart, “Disentangling feature and lazy training in deep neural networks,” *Journal of Statistical Mechanics: Theory and Experiment* **2020**, 113301 (2020).
- ³³²A. Daniely and E. Malach, “Learning parities with neural networks,” in *Advances in Neural Information Processing Systems*, Vol. 33 (2020).
- ³³³M. Refinetti, S. Goldt, F. Krzakala, and L. Zdeborová, “Classifying high-dimensional gaussian mixtures: Where kernel methods fail and neural networks succeed,” in *Proceedings of the 38th International Conference on Machine Learning*, Proceedings of Machine Learning Research, Vol. 139, edited by M. Meila and T. Zhang (PMLR, 2021) pp. 8936–8947.
- ³³⁴S. Goldt, M. Mézard, F. Krzakala, and L. Zdeborová, “Modeling the influence of data structure on learning in neural networks: The hidden manifold model,” *Phys. Rev. X* **10**, 041044 (2020).
- ³³⁵J. Deng, W. Dong, R. Socher, L.-J. Li, K. Li, and L. Fei-Fei, “Imagenet: A large-scale hierarchical image database,” in *2009 IEEE conference on computer vision and pattern recognition* (Ieee, 2009) pp. 248–255.
- ³³⁶S. Chung, D. Lee, and H. Sompolinsky, “Classification and geometry of general perceptual manifolds,” *Phys. Rev. X* **8**, 031003 (2018).
- ³³⁷S. Goldt, B. Loureiro, G. Reeves, F. Krzakala, M. Mézard, and L. Zdeborová, “The gaussian equivalence of generative models for learning with shallow neural networks,” in *Proceedings of the 2nd Mathematical and Scientific Machine Learning Conference*, Proceedings of Machine Learning Research, Vol. 145, edited by J. Bruna, J. Hesthaven, and L. Zdeborová (PMLR, 2022) pp. 426–471.
- ³³⁸D. Richards, J. Mourtada, and L. Rosasco, “Asymptotics of ridge(less) regression under general source condition,” in *Proceedings of The 24th International Conference on Artificial Intelligence and Statistics*, Proceedings of Machine Learning Research, Vol. 130, edited by A. Banerjee and K. Fukumizu (PMLR, 2021) pp. 3889–3897.
- ³³⁹G. Torlai and R. G. Melko, “Learning thermodynamics with boltzmann machines,” *Phys. Rev. B* **94**, 165134 (2016).
- ³⁴⁰J. Carrasquilla and R. G. Melko, “Machine learning phases of matter,” *Nature Physics* **13**, 431–434 (2017).
- ³⁴¹E. P. Van Nieuwenburg, Y.-H. Liu, and S. D. Huber, “Learning phase transitions by confusion,” *Nature Physics* **13**, 435–439 (2017).
- ³⁴²P. Wirnsberger, A. J. Ballard, G. Papamakarios, S. Abercrombie, S. Racanière, A. Pritzel, D. Jimenez Rezende, and C. Blundell, “Targeted free energy estimation via learned mappings,” *The Journal of Chemical Physics* **153**, 144112 (2020).
- ³⁴³A. Seif, M. Hafezi, and C. Jarzynski, “Machine learning the thermodynamic arrow of time,” *Nature Physics* **17**, 105–113 (2021).
- ³⁴⁴D.-K. Kim, Y. Bae, S. Lee, and H. Jeong, “Learning entropy production via neural networks,” *Phys. Rev. Lett.* **125**, 140604 (2020).
- ³⁴⁵I. Goodfellow, Y. Bengio, and A. Courville, *Deep learning* (MIT Press, 2016).
- ³⁴⁶Y. Bengio, P. Simard, and P. Frasconi, “Learning long-term dependencies with gradient descent is difficult,” *IEEE transactions on neural networks* **5**, 157–166 (1994).
- ³⁴⁷S. Hochreiter and J. Schmidhuber, “Long short-term memory,” *Neural computation* **9**, 1735–1780 (1997).
- ³⁴⁸A. Argun, T. Thalheim, S. Bo, F. Cichos, and G. Volpe, “Enhanced force-field calibration via machine learning,” *Applied Physics Reviews* **7**, 041404 (2020).
- ³⁴⁹J. Pathak, B. Hunt, M. Girvan, Z. Lu, and E. Ott, “Model-free prediction of large spatiotemporally chaotic systems from data: A reservoir computing approach,” *Physical review letters* **120**, 024102 (2018).
- ³⁵⁰Y. Kuramoto, “Diffusion-induced chaos in reaction systems,” *Progress of Theoretical Physics Supplement* **64**, 346–367 (1978).
- ³⁵¹G. I. Sivashinsky, “Nonlinear analysis of hydrodynamic instability in laminar flames—i. derivation of basic equations,” *Acta astronautica* **4**, 1177–1206 (1977).
- ³⁵²G. I. Sivashinsky, “On flame propagation under conditions of stoichiometry,” *SIAM Journal on Applied Mathematics* **39**, 67–82 (1980).
- ³⁵³M. Lukoševičius and H. Jaeger, “Reservoir computing approaches to recurrent neural network training,” *Computer Science Review* **3**, 127–149 (2009).
- ³⁵⁴A. Seif, S. A. Loos, G. Tucci, E. Roldán, and S. Goldt, “The impact of memory on learning sequence-to-sequence tasks,” *arXiv preprint arXiv:2205.14683* (2022).
- ³⁵⁵M. Krenn, R. Pollice, S. Y. Guo, M. Aldeghi, A. Cervera-Lierta, P. Friederich, G. dos Passos Gomes, F. Häse, A. Jinich, A. Nigam, *et al.*, “On scientific understanding with artificial intelligence,” *Nature Reviews Physics* , 1–9 (2022).
- ³⁵⁶E. Ott, C. Grebogi, and J. A. Yorke, “Controlling chaos,” *Phys. Rev. Lett.* **64**, 1196–1199 (1990).
- ³⁵⁷F. Romeiras, C. Grebogi, E. Ott, and W. Dayawansa, *Physica D* **58**, 165–192 (1992).
- ³⁵⁸J. Sarangapani, *Neural network control of nonlinear discrete-time systems* (Taylor & Francis, Boca Raton, 2006).
- ³⁵⁹H. Jaeger and H. Haas, “Harnessing nonlinearity: Predicting chaotic systems and saving energy in wireless communication,” *Science* **304**, 78–80 (2004).
- ³⁶⁰T. Waegeman, F. Wyffels, and S. B., “Feedback control by online learning an inverse model,” *IEEE Trans. Neural Netw. Learn. Syst.* **23**, 1637–1648 (2012).
- ³⁶¹D. Canaday, A. Pomerance, and D. J. Gauthier, “Model-free control of dynamical systems with deep reservoir computing,” *J. Phys. Complex.* **2**, 035025 (2021).
- ³⁶²D. J. Gauthier, E. Bollt, A. Griffith, and W. A. S. Barbosa, “Next generation reservoir computing,” *Nat. Commun.* **12**, 5564 (2021).
- ³⁶³W. Steffen, J. Rockström, K. Richardson, T. M. Lenton, C. Folke, D. Liverman, C. P. Summerhayes, A. D. Barnosky, S. E. Cornell, M. Crucifix, J. F. Donges, I. Fetzel, S. J. Lade, M. Scheffer, R. Winkelmann, and H. J. Schellnhuber, “Trajectories of the Earth System in the Anthropocene,” *Proceedings of the National Academy of Sciences* **115**, 8252–8259 (2018).
- ³⁶⁴S. A. Levin, “Collective Cooperation: From Ecological Communities to Global Governance and Back,” in *Collective Cooperation: From Ecological Communities to Global Governance and Back* (Princeton University Press, 2020) pp. 311–317.

- ³⁶⁵M. A. Nowak, *Evolutionary Dynamics: Exploring the Equations of Life* (Harvard university press, 2006).
- ³⁶⁶J. M. McNamara, “Towards a richer evolutionary game theory,” *Journal of The Royal Society Interface* **10**, 20130544 (2013).
- ³⁶⁷M. Botvinick, J. X. Wang, W. Dabney, K. J. Miller, and Z. Kurth-Nelson, “Deep Reinforcement Learning and Its Neuroscientific Implications,” *Neuron* **107**, 603–616 (2020).
- ³⁶⁸R. S. Sutton and A. G. Barto, *Reinforcement Learning: An Introduction*, second edition ed., Adaptive Computation and Machine Learning Series (The MIT Press, Cambridge, Massachusetts, 2018).
- ³⁶⁹A. Dafoe, E. Hughes, Y. Bachrach, T. Collins, K. R. McKee, J. Z. Leibo, K. Larson, and T. Graepel, “Open Problems in Cooperative AI,” (2020).
- ³⁷⁰A. Dafoe, Y. Bachrach, G. Hadfield, E. Horvitz, K. Larson, and T. Graepel, “Cooperative AI: Machines must learn to find common ground,” *Nature* **593**, 33–36 (2021).
- ³⁷¹J. H. Holland, “Studying Complex Adaptive Systems,” *Journal of Systems Science and Complexity* **19**, 1–8 (2006).
- ³⁷²J. Schulze, B. Müller, J. Groeneveld, and V. Grimm, “Agent-Based Modelling of Social-Ecological Systems: Achievements, Challenges, and a Way Forward,” *Journal of Artificial Societies and Social Simulation* **20**, 8 (2017).
- ³⁷³N. M. Gotts, G. A. K. van Voorn, J. G. Polhill, E. de Jong, B. Edmonds, G. J. Hofstede, and R. Meyer, “Agent-based modelling of socio-ecological systems: Models, projects and ontologies,” *Ecological Complexity Agent-Based Modelling to Study Resilience in Socio-Ecological Systems*, **40**, 100728 (2019).
- ³⁷⁴P. Hernandez-Leal, B. Kartal, and M. E. Taylor, “A survey and critique of multiagent deep reinforcement learning,” *Autonomous Agents and Multi-Agent Systems* **33**, 750–797 (2019).
- ³⁷⁵K. Tuyls and A. Nowé, “Evolutionary game theory and multi-agent reinforcement learning,” *The Knowledge Engineering Review* **20**, 63–90 (2005).
- ³⁷⁶K. Tuyls and S. Parsons, “What evolutionary game theory tells us about multiagent learning,” *Artificial Intelligence Foundations of Multi-Agent Learning*, **171**, 406–416 (2007).
- ³⁷⁷D. Bloembergen, K. Tuyls, D. Hennes, and M. Kaisers, “Evolutionary Dynamics of Multi-Agent Learning: A Survey,” *Journal of Artificial Intelligence Research* **53**, 659–697 (2015).
- ³⁷⁸P. Dayan and Y. Niv, “Reinforcement learning: The Good, The Bad and The Ugly,” *Current Opinion in Neurobiology* **18**, 185–196 (2008).
- ³⁷⁹R. R. Bush and F. Mosteller, “A mathematical model for simple learning,” *Psychological Review* **58**, 313–323 (1951).
- ³⁸⁰J. G. Cross, “A Stochastic Learning Model of Economic Behavior*,” *The Quarterly Journal of Economics* **87**, 239–266 (1973).
- ³⁸¹I. Erev and A. E. Roth, “Predicting How People Play Games: Reinforcement Learning in Experimental Games with Unique, Mixed Strategy Equilibria,” *The American Economic Review* **88**, 848–881 (1998).
- ³⁸²W. Schultz, W. R. Stauffer, and A. Lak, “The phasic dopamine signal maturing: From reward via behavioural activation to formal economic utility,” *Current Opinion in Neurobiology* **43**, 139–148 (2017).
- ³⁸³M. N. Burton-Chellew and S. A. West, “Payoff-based learning best explains the rate of decline in cooperation across 237 public-goods games,” *Nature Human Behaviour* **5**, 1330–1338 (2021).
- ³⁸⁴T. Börgers and R. Sarin, “Learning Through Reinforcement and Replicator Dynamics,” *Journal of Economic Theory* **77**, 1–14 (1997).
- ³⁸⁵K. Tuyls, K. Verbeeck, and T. Lenaerts, “A selection-mutation model for q-learning in multi-agent systems,” in *Proceedings of the Second International Joint Conference on Autonomous Agents and Multiagent Systems - AAMAS '03* (ACM Press, Melbourne, Australia, 2003) p. 693.
- ³⁸⁶Y. Sato and J. P. Crutchfield, “Coupled replicator equations for the dynamics of learning in multiagent systems,” *Physical Review E* **67**, 015206 (2003).
- ³⁸⁷T. Klos, G. J. van Ahee, and K. Tuyls, “Evolutionary Dynamics of Regret Minimization,” in *Machine Learning and Knowledge Discovery in Databases*, Vol. 6322, edited by D. Hutchison, T. Kanade, J. Kittler, J. M. Kleinberg, F. Mattern, J. C. Mitchell, M. Naor, O. Nierstrasz, C. Pandu Rangan, B. Steffen, M. Sudan, D. Terzopoulos, D. Tygar, M. Y. Vardi, G. Weikum, J. L. Balcázar, F. Bonchi, A. Gionis, and M. Sebag (Springer Berlin Heidelberg, Berlin, Heidelberg, 2010) pp. 82–96.
- ³⁸⁸E. Hopkins, “Two Competing Models of How People Learn in Games,” *Econometrica* **70**, 2141–2166 (2002).
- ³⁸⁹W. Barfuss, J. F. Donges, and J. Kurths, “Deterministic limit of temporal difference reinforcement learning for stochastic games,” *Physical Review E* **99**, 043305 (2019).
- ³⁹⁰W. Barfuss, “Reinforcement Learning Dynamics in the Infinite Memory Limit,” in *Proceedings of the 19th International Conference on Autonomous Agents and MultiAgent Systems, AAMAS '20* (International Foundation for Autonomous Agents and Multiagent Systems, Richland, SC, 2020) pp. 1768–1770.
- ³⁹¹W. Barfuss, “Dynamical systems as a level of cognitive analysis of multi-agent learning,” *Neural Computing and Applications* (2021), 10.1007/s00521-021-06117-0.
- ³⁹²W. Barfuss, J. F. Donges, V. V. Vasconcelos, J. Kurths, and S. A. Levin, “Caring for the future can turn tragedy into comedy for long-term collective action under risk of collapse,” *Proceedings of the National Academy of Sciences* **117**, 12915–12922 (2020).
- ³⁹³W. Barfuss and R. P. Mann, “Modeling the effects of environmental and perceptual uncertainty using deterministic reinforcement learning dynamics with partial observability,” *Physical Review E* **105**, 034409 (2022).
- ³⁹⁴W. Barfuss and J. Meylahn, “Intrinsic fluctuations of reinforcement learning promote cooperation,” (2022).
- ³⁹⁵F. M. Strnad, W. Barfuss, J. F. Donges, and J. Heitzig, “Deep reinforcement learning in World-Earth system models to discover sustainable management strategies,” *Chaos: An Interdisciplinary Journal of Nonlinear Science* **29**, 123122 (2019).
- ³⁹⁶J. Perolat, J. Z. Leibo, V. Zambaldi, C. Beattie, K. Tuyls, and T. Graepel, “A multi-agent reinforcement learning model of common-pool resource appropriation,” in *Proceedings of the 31st International Conference on Neural Information Processing Systems, NIPS'17* (Curran Associates Inc., Red Hook, NY, USA, 2017) pp. 3646–3655.
- ³⁹⁷S. Zheng, A. Trott, S. Srinivasa, N. Naik, M. Gruesbeck, D. C. Parkes, and R. Socher, “The AI Economist: Improving Equality and Productivity with AI-Driven Tax Policies,” arXiv:2004.13332 [cs, econ, q-fin, stat] (2020).
- ³⁹⁸Y. Yang, R. Luo, M. Li, M. Zhou, W. Zhang, and J. Wang, “Mean Field Multi-Agent Reinforcement Learning,” in *Proceedings of the 35th International Conference on Machine Learning* (PMLR, 2018) pp. 5571–5580.
- ³⁹⁹S. Hu, C.-w. Leung, and H.-f. Leung, “Modelling the Dynamics of Multiagent Q-Learning in Repeated Symmetric Games: A Mean Field Theoretic Approach,” , 11 (2019).
- ⁴⁰⁰S. Perrin, M. Laurière, J. Pérolat, R. Élie, M. Geist, and O. Pietquin, “Generalization in Mean Field Games by Learning Master Policies,” (2021).
- ⁴⁰¹T. Galla, “Intrinsic Noise in Game Dynamical Learning,” *Physical Review Letters* **103**, 198702 (2009).
- ⁴⁰²J. F. Donges and W. Barfuss, “From Math to Metaphors and Back Again: Social-Ecological Resilience from a Multi-Agent-Environment Perspective,” *GAIA - Ecological Perspectives for Science and Society* **26**, 182–190 (2017).
- ⁴⁰³W. Barfuss, J. F. Donges, S. J. Lade, and J. Kurths, “When optimization for governing human-environment tipping elements is neither sustainable nor safe,” *Nature Communications* **9**, 2354 (2018).
- ⁴⁰⁴F. Cichos, K. Gustavsson, B. Mehlig, and G. Volpe, “Machine learning for active matter,” *Nature Machine Intelligence* **2**, 94–103 (2020).
- ⁴⁰⁵H. C. Berg, *E. coli in Motion* (Springer, 2004).

- ⁴⁰⁶A. Sengupta, F. Carrara, and R. Stocker, “Phytoplankton can actively diversify their migration strategy in response to turbulent cues,” *Nature* **543**, 555–558 (2017).
- ⁴⁰⁷G. M. Viswanathan, M. G. Da Luz, E. P. Raposo, and H. E. Stanley, *The physics of foraging: an introduction to random searches and biological encounters* (Cambridge University Press, 2011).
- ⁴⁰⁸O. Bénichou, C. Loverdo, M. Moreau, and R. Voituriez, “Intermittent search strategies,” *Reviews of Modern Physics* **83**, 81 (2011).
- ⁴⁰⁹T. Vicsek and A. Zafeiris, “Collective motion,” *Physics reports* **517**, 71–140 (2012).
- ⁴¹⁰J. M. Yeomans, “Nature’s engines: active matter,” *Europhysics News* **48**, 21–25 (2017).
- ⁴¹¹J. Urzay, A. Doostmohammadi, and J. M. Yeomans, “Multi-scale statistics of turbulence motorized by active matter,” *Journal of Fluid Mechanics* **822**, 762–773 (2017).
- ⁴¹²C. Bechinger, R. Di Leonardo, H. Löwen, C. Reichhardt, G. Volpe, and G. Volpe, “Active particles in complex and crowded environments,” *Reviews of Modern Physics* **88**, 045006 (2016).
- ⁴¹³S. J. Ebbens and J. R. Howse, “In pursuit of propulsion at the nanoscale,” *Soft Matter* **6**, 726–738 (2010).
- ⁴¹⁴J. L. Moran and J. D. Posner, “Phoretic self-propulsion,” *Annual Review of Fluid Mechanics* **49**, 511–540 (2017).
- ⁴¹⁵K. Villa and M. Pumera, “Fuel-free light-driven micro/nanomachines: artificial active matter mimicking nature,” *Chemical Society Reviews* **48**, 4966–4978 (2019).
- ⁴¹⁶S. Palagi and P. Fischer, “Bioinspired microrobots,” *Nature Reviews Materials* **3**, 113–124 (2018).
- ⁴¹⁷K. Gustavsson, F. Berglund, P. Jonsson, and B. Mehlig, “Preferential sampling and small-scale clustering of gyrotactic microswimmers in turbulence,” *Physical review letters* **116**, 108104 (2016).
- ⁴¹⁸G. Reddy, A. Celani, T. J. Sejnowski, and M. Vergassola, “Learning to soar in turbulent environments,” *Proceedings of the National Academy of Sciences* **113**, E4877–E4884 (2016).
- ⁴¹⁹M. Rubenstein, A. Cornejo, and R. Nagpal, “Programmable self-assembly in a thousand-robot swarm,” *Science* **345**, 795–799 (2014).
- ⁴²⁰L. Bayındır, “A review of swarm robotics tasks,” *Neurocomputing* **172**, 292–321 (2016).
- ⁴²¹D. Andrén, D. G. Baranov, S. Jones, G. Volpe, R. Verre, and M. Käll, “Microscopic metavehicles powered and steered by embedded optical metasurfaces,” *Nature Nanotechnology* **16**, 970–974 (2021).
- ⁴²²P. Galajda, J. Keymer, P. Chaikin, and R. Austin, “A wall of funnels concentrates swimming bacteria,” *Journal of bacteriology* **189**, 8704–8707 (2007).
- ⁴²³G. Volpe, I. Buttinoni, D. Vogt, H.-J. Kümmerer, and C. Bechinger, “Microswimmers in patterned environments,” *Soft Matter* **7**, 8810–8815 (2011).
- ⁴²⁴J. Simmchen, J. Katuri, W. E. Uspal, M. N. Popescu, M. Tasinkevych, and S. Sánchez, “Topographical pathways guide chemical microswimmers,” *Nature communications* **7**, 10598 (2016).
- ⁴²⁵C. H. Ramos, E. Rodríguez-Sánchez, J. A. A. Del Angel, A. V. Arzola, M. Benítez, A. E. Escalante, A. Franci, G. Volpe, and N. Rivera-Yoshida, “The environment topography alters the way to multicellularity in *myxococcus xanthus*,” *Science Advances* **7**, eabh2278 (2021).
- ⁴²⁶G. Frangipane, D. Dell’Arciprete, S. Petracchini, C. Maggi, F. Saglimbeni, S. Bianchi, G. Vizsnyiczai, M. L. Bernardini, and R. Di Leonardo, “Dynamic density shaping of photokinetic *e. coli*,” *Elife* **7**, e36608 (2018).
- ⁴²⁷J. Arlt, V. A. Martinez, A. Dawson, T. Pilizota, and W. C. Poon, “Painting with light-powered bacteria,” *Nature Communications* **9**, 768 (2018).
- ⁴²⁸G. Volpe and G. Volpe, “The topography of the environment alters the optimal search strategy for active particles,” *Proceedings of the National Academy of Sciences* **114**, 11350–11355 (2017).
- ⁴²⁹H. J. Charlesworth and M. S. Turner, “Intrinsically motivated collective motion,” *Proceedings of the National Academy of Sciences* **116**, 15362–15367 (2019).
- ⁴³⁰A. Strandburg-Peshkin, C. R. Twomey, N. W. Bode, A. B. Kao, Y. Katz, C. C. Ioannou, S. B. Rosenthal, C. J. Torney, H. S. Wu, S. A. Levin, *et al.*, “Visual sensory networks and effective information transfer in animal groups,” *Current Biology* **23**, R709–R711 (2013).
- ⁴³¹S. A. Loos and S. H. Klapp, “Irreversibility, heat and information flows induced by non-reciprocal interactions,” *New Journal of Physics* **22**, 123051 (2020).
- ⁴³²A. Argun, A. Callegari, and G. Volpe, *Simulation of Complex Systems* (2021).
- ⁴³³M. C. Marchetti, J.-F. Joanny, S. Ramaswamy, T. B. Liverpool, J. Prost, M. Rao, and R. A. Simha, “Hydrodynamics of soft active matter,” *Reviews of modern physics* **85**, 1143 (2013).
- ⁴³⁴G. Falasco, R. Pfaller, A. P. Bregulla, F. Cichos, and K. Kroy, “Exact symmetries in the velocity fluctuations of a hot brownian swimmer,” *Physical Review E* **94**, 030602 (2016).
- ⁴³⁵D. Frenkel and B. Smit, *Understanding molecular simulation: from algorithms to applications*, Vol. 1 (Elsevier, 2001).
- ⁴³⁶M. N. Rosenbluth, “Genesis of the monte carlo algorithm for statistical mechanics,” in *AIP Conference Proceedings*, Vol. 690 (American Institute of Physics, 2003) pp. 22–30.
- ⁴³⁷S. Wolfram, “Cellular automata as models of complexity,” *Nature* **311**, 419–424 (1984).
- ⁴³⁸E. Lauga and T. R. Powers, “The hydrodynamics of swimming microorganisms,” *Reports on progress in physics* **72**, 096601 (2009).
- ⁴³⁹J. Palacci, S. Sacanna, A. P. Steinberg, D. J. Pine, and P. M. Chaikin, “Living crystals of light-activated colloidal surfers,” *Science* **339**, 936–940 (2013).
- ⁴⁴⁰I. Buttinoni, J. Bialké, F. Kümmerer, H. Löwen, C. Bechinger, and T. Speck, “Dynamical clustering and phase separation in suspensions of self-propelled colloidal particles,” *Physical review letters* **110**, 238301 (2013).
- ⁴⁴¹F. A. Lavergne, H. Wendehenne, T. Bäuerle, and C. Bechinger, “Group formation and cohesion of active particles with visual perception-dependent motility,” *Science* **364**, 70–74 (2019).
- ⁴⁴²U. Khadka, V. Holubec, H. Yang, and F. Cichos, “Active particles bound by information flows,” *Nature communications* **9**, 1–9 (2018).
- ⁴⁴³S. Doncieux, N. Bredeche, J. B. Mouret, and A. E. G. Eiben, “Evolutionary robotics: What, why, and where to,” *Front. Robot. AI* **2**, 4 (2015).
- ⁴⁴⁴S. Jones, A. F. Winfield, S. Hauert, and M. Studley, “Onboard evolution of understandable swarm behaviors,” *Adv. Intell. Systems*, 1900031 (2019).
- ⁴⁴⁵M. Mijalkov, A. McDaniel, J. Wehr, and G. Volpe, “Engineering sensorial delay to control phototaxis and emergent collective behaviors,” *Physical Review X* **6**, 011008 (2016).
- ⁴⁴⁶G. Volpe and J. Wehr, “Effective drifts in dynamical systems with multiplicative noise: a review of recent progress,” *Reports on Progress in Physics* **79**, 053901 (2016).
- ⁴⁴⁷M. Leyman, F. Ogemark, J. Wehr, and G. Volpe, “Tuning phototactic robots with sensorial delays,” *Physical Review E* **98**, 052606 (2018).
- ⁴⁴⁸W. O. Kermack and A. G. McKendrick, “A contribution to the mathematical theory of epidemics,” *Proc. R. Soc. A* **115**, 700–721 (1927).
- ⁴⁴⁹J. Lehnert, P. Hövel, A. A. Selivanov, A. L. Fradkov, and E. Schöll, “Controlling cluster synchronization by adapting the topology,” *Phys. Rev. E* **90**, 042914 (2014).
- ⁴⁵⁰D. Balcan, H. Hu, B. Gonçalves, P. Bajardi, C. Poletto, J. J. Ramasco, D. Paolotti, N. Perra, M. Tizzoni, W. Van den Broeck, V. Colizza, and A. Vespignani, “Seasonal transmission potential and activity peaks of the new influenza a(h1n1): a monte carlo likelihood analysis based on human mobility,” *BMC Med.* **7**, 45

- (2009).
- ⁴⁵¹L. H. Chung, “Impact of pandemic control over airport economics: Reconciling public health with airport business through a streamlined approach in pandemic control,” *J. Air Transp. Manag.* **44**, 42–53 (2015).
- ⁴⁵²C. Poletto, M. Gomes, A. P. y Piontti, L. Rossi, L. Bioglio, D. L. Chao, I. Longini Jr, M. E. Halloran, V. Colizza, and A. Vespignani, “Assessing the impact of travel restrictions on international spread of the 2014 West African Ebola epidemic,” *Eurosurveillance* **19**, 20936 (2014).
- ⁴⁵³Y. N. Kyrchko, K. B. Blyuss, and I. Brovchenko, “Mathematical modelling of the dynamics and containment of COVID-19 in Ukraine,” *Sci. Rep.* **10**, 19662 (2020).
- ⁴⁵⁴B. F. Maier and D. Brockmann, “Effective containment explains subexponential growth in recent confirmed COVID-19 cases in china,” *Science* **368**, 742–746 (2020).
- ⁴⁵⁵K. Prem, Y. Liu, T. W. Russell, A. J. Kucharski, R. M. Eggo, N. Davies, S. Flasche, S. Clifford, C. A. Pearson, J. D. Munday, *et al.*, “The effect of control strategies to reduce social mixing on outcomes of the COVID-19 epidemic in Wuhan, China: a modelling study,” *The Lancet Public Health* **5**, e261–e270 (2020).
- ⁴⁵⁶R. Humphries, M. Spillane, K. Mulchrone, S. Wiczorek, M. O’Riordain, and P. Hövel, “A metapopulation network model for the spreading of SARS-CoV-2: Case study for Ireland,” *Infectious Disease Modelling* **6**, 420–437 (2021).
- ⁴⁵⁷D. Brockmann and D. Helbing, “The hidden geometry of complex, network-driven contagion phenomena,” *Science* **342**, 1337–1342 (2013).
- ⁴⁵⁸F. Iannelli, A. Koher, D. Brockmann, P. Hövel, and I. M. Sokolov, “Effective distances for epidemics spreading on complex networks,” *Phys. Rev. E* **95**, 012313 (2017).
- ⁴⁵⁹L. Gold, E. Balal, T. Horak, R. L. Cheu, T. Mehmetoglu, and O. Gurbuz, “Health screening strategies for international air travelers during an epidemic or pandemic,” *J. Air Transp. Manag.* **75**, 27–38 (2019).
- ⁴⁶⁰S. Cousins, “New Zealand eliminates COVID-19,” *The Lancet* **395**, 1474 (2020).
- ⁴⁶¹T. Czypionka, E. N. Iftekhar, B. Prainsack, V. Priesemann, S. Bauer, A. C. Valdez, S. Cuschieri, E. Glaab, E. Grill, J. Krutzinna, *et al.*, “The benefits, costs and feasibility of a low incidence COVID-19 strategy,” *The Lancet Regional Health-Europe* **13**, 100294 (2022).
- ⁴⁶²T. Gross, C. J. D. D’Lima, and B. Blasius, “Epidemic dynamics on an adaptive network,” *Phys. Rev. Lett.* **96**, 208701 (2006).
- ⁴⁶³T. Gross and B. Blasius, “Adaptive coevolutionary networks: a review,” *J. R. Soc. Interface* **5** (2008), 10.1098/8203;rsif.2007.1229.
- ⁴⁶⁴D. J. Watts and S. H. Strogatz, “Collective dynamics of ‘small-world’ networks,” *Nature* **393**, 440–442 (1998).
- ⁴⁶⁵P. Bajardi, A. Barrat, L. Savini, and V. Colizza, “Optimizing surveillance for livestock disease spreading through animal movements,” *J. Royal Soc. Interface* **9**, 2814–2825 (2012).
- ⁴⁶⁶E. Schöll, “Partial synchronization patterns in brain networks,” *Europhys. Lett.* **136**, 18001 (2021).
- ⁴⁶⁷V. Belik, R. Mikolajczyk, and P. Hövel, “Control of epidemics on hospital networks,” in *Control of Self-Organizing Nonlinear Systems*, edited by E. Schöll, S. H. L. Klapp, and P. Hövel (Springer, Berlin, Heidelberg, 2016) Chap. 22, pp. 431–440.
- ⁴⁶⁸V. Belik, A. Karch, P. Hövel, and R. Mikolajczyk, “Leveraging topological and temporal structure of hospital referral networks for epidemic control,” in *Temporal Network Epidemiology. Theoretical Biology.*, edited by N. Masuda and P. Holme (Springer, Singapore, 2017) Chap. 9, pp. 199–214.
- ⁴⁶⁹N. Masuda and P. Holme, *Temporal Network Epidemiology* (Springer, Singapore, 2017).
- ⁴⁷⁰P. Holme and J. Saramäki, *Temporal network theory*, Vol. 2 (Springer, 2019).
- ⁴⁷¹Y. Y. Liu, J. J. Slotine, and A. L. Barabási, “Controllability of complex networks,” *Nature* **473**, 167–173 (2011).
- ⁴⁷²M. Pósfai and P. Hövel, “Structural controllability of temporal networks,” *New Journal of Physics* **16**, 123055 (2014).
- ⁴⁷³M. Pósfai, J. Gao, S. P. Cornelius, A.-L. Barabási, and R. M. D’Souza, “Controllability of multiplex, multi-time-scale networks,” *Physical Review E* **94**, 032316 (2016).
- ⁴⁷⁴E. Valdano, L. Ferreri, C. Poletto, and V. Colizza, “Analytical computation of the epidemic threshold on temporal networks,” *Physical Review X* **5**, 021005 (2015).
- ⁴⁷⁵M. Frasca and K. J. Sharkey, “Discrete-time moment closure models for epidemic spreading in populations of interacting individuals,” *J. Theor. Biol.* **399**, 13–21 (2016).
- ⁴⁷⁶A. Koher, H. H. K. Lentz, J. P. Gleeson, and P. Hövel, “Contact-based model for epidemic spreading on temporal networks,” *Phys. Rev. X* **9**, 031017 (2019).
- ⁴⁷⁷R. Humphries, K. Mulchrone, J. Tratalos, S. J. More, and P. Hövel, “A systematic framework of modelling epidemics on temporal networks,” *Applied Network Science* **6**, 1–19 (2021).
- ⁴⁷⁸T. Gross and H. Sayama, eds., *Adaptive Networks*, 1st ed., Understanding Complex Systems (Springer, 2009).
- ⁴⁷⁹T. Gross and B. Blasius, “Adaptive coevolutionary networks: a review,” *J. R. Soc. Interface* **5**, 259–271 (2008).
- ⁴⁸⁰P. Holme and M. E. J. Newman, “Nonequilibrium phase transition in the coevolution of networks and opinions,” *Phys. Rev. E* **74** (2006), 10.1103/PhysRevE.74.056108.
- ⁴⁸¹G. Demirel, F. Vazquez, G. A. Böhme, and T. Gross, “Moment-closure approximations for discrete adaptive networks,” *Physica D* **267**, 68–80 (2014).
- ⁴⁸²G. Zschaler, “Adaptive-network models of collective dynamics,” *Eur. Phys. J. Spec. Top.* **211**, 1–101 (2012).
- ⁴⁸³P. Clifford and A. Sudbury, “A model for spatial conflict,” *Biometrika* **60**, 581–588 (1973).
- ⁴⁸⁴R. A. Holley and T. M. Liggett, “Ergodic theorems for weakly interacting infinite systems and the voter model,” *Ann. Probab.* **3**, 643–663 (1975).
- ⁴⁸⁵F. Vazquez, V. M. Eguíluz, and M. S. Miguel, “Generic absorbing transition in coevolution dynamics,” *Phys. Rev. Lett.* **100** (2008), 10.1103/PhysRevLett.100.108702.
- ⁴⁸⁶R. Durrett, J. P. Gleeson, A. L. Lloyd, P. J. Mucha, F. Shi, D. Sivakoff, J. E. S. Socolar, and C. Varghese, “Graph fission in an evolving voter model,” *Proc. Natl. Acad. Sci. USA* **109**, 3682–3687 (2012).
- ⁴⁸⁷I. Z. Kiss, J. Miller, and P. L. Simon, *Mathematics of Epidemics on Networks*, 1st ed., Interdisciplinary Applied Mathematics (Springer, 2017).
- ⁴⁸⁸C. Kuehn and C. Bick, “A universal route to explosive phenomena,” *Sci. Adv.* **7** (2021), 10.1126/sciadv.abe3824.
- ⁴⁸⁹G. Zschaler, G. A. Böhme, M. Seifinger, C. Huepe, and T. Gross, “Early fragmentation in the adaptive voter model on directed networks,” *Phys. Rev. E* **85** (2012), 10.1103/PhysRevE.85.046107.
- ⁴⁹⁰G. A. Böhme and T. Gross, “Analytical calculation of fragmentation transitions in adaptive networks,” *Phys. Rev. E* **83**, 035101 (2011).
- ⁴⁹¹B. Kozma and A. Barrat, “Consensus formation on adaptive networks,” *Phys. Rev. E* **77**, 016102 (2008).
- ⁴⁹²Y. Yu, G. Xiao, G. Li, W. P. Tay, and H. F. Teoh, “Opinion diversity and community formation in adaptive networks,” *Chaos* **27** (2017), 10.1063/1.4989668.
- ⁴⁹³X. Zhang, C. Shan, Z. Jin, and H. Zhu, “Complex dynamics of epidemic models on adaptive networks,” *J. Differ. Equ.* **266**, 803–832 (2019).
- ⁴⁹⁴M. Ogura and V. M. Preciado, “Epidemic processes over adaptive state-dependent networks,” *Phys. Rev. E* **93** (2016), 10.1103/PhysRevE.93.062316.
- ⁴⁹⁵L. Horstmeyer, C. Kuehn, and S. Thurner, “Network topology near criticality in adaptive epidemics,” *Phys. Rev. E* **98** (2018), 10.1103/PhysRevE.98.042313.
- ⁴⁹⁶L. Horstmeyer, C. Kuehn, and S. Thurner, “Balancing quarantine and self-distancing measures in adaptive epidemic networks,” *Bull. Math. Biol.* **84** (2022), 10.1007/s11538-022-01033-

- 3.
- ⁴⁹⁷L. B. Shaw and I. B. Schwartz, “Fluctuating epidemics on adaptive networks,” *Phys. Rev. E* **77** (2008), 10.1103/PhysRevE.77.066101.
- ⁴⁹⁸G. Demirel, E. Barter, and T. Gross, “Dynamics of epidemic diseases on a growing adaptive network,” *Sci. Rep.* **7** (2017), 10.1038/srep42352.
- ⁴⁹⁹K. Clauß and C. Kuehn, “Self-adapting infectious dynamics on random networks,” (2022), arXiv: 2203.16949 [nlin.AO].
- ⁵⁰⁰S. H. Strogatz, “From kuramoto to crawford: exploring the onset of synchronization in populations of coupled oscillators,” *Physica D* **143**, 1–20 (2000).
- ⁵⁰¹V. Avalos-Gaytán, J. A. Almendral, I. Leyva, F. Battiston, V. Nicosia, V. Latora, and S. Boccaletti, “Emergent explosive synchronization in adaptive complex networks,” *Phys. Rev. E* **97** (2018), 10.1103/PhysRevE.97.042301.
- ⁵⁰²D. Schlager, K. Clauß, and C. Kuehn, “Stability analysis of multiplayer games on adaptive simplicial complexes,” *Chaos* **32** (2022), 10.1063/5.0078863.
- ⁵⁰³L. Horstmeyer and C. Kuehn, “Adaptive voter model on simplicial complexes,” *Phys. Rev. E* **101** (2020), 10.1103/PhysRevE.101.022305.
- ⁵⁰⁴N. Papanikolaou, G. Vaccario, E. Hormann, R. Lambiotte, and F. Schweitzer, “Consensus from group interactions: An adaptive voter model on hypergraphs,” *Phys. Rev. E* **105** (2022), 10.1103/PhysRevE.105.054307.
- ⁵⁰⁵S. Milgram, “The small world problem,” *Psychology today* **2**, 60–67 (1967).
- ⁵⁰⁶See, <https://research.fb.com/blog/2016/02/three-and-a-half-degrees-of-separation/>.
- ⁵⁰⁷P. Lorenz-Spreen, L. Oswald, S. Lewandowsky, and R. Herwig, “A systematic review of worldwide causal and correlational evidence on digital media and democracy,” *Nature human behaviour*, 1–28 (2022).
- ⁵⁰⁸G. Deffuant, D. Neau, F. Amblard, and G. Weisbuch, “Mixing beliefs among interacting agents,” *Advances in Complex Systems* **3**, 87–98 (2000).
- ⁵⁰⁹F. Baumann, P. Lorenz-Spreen, I. M. Sokolov, and M. Starnini, “Modeling echo chambers and polarization dynamics in social networks,” *Physical Review Letters* **124**, 048301 (2020).
- ⁵¹⁰M. McPherson, L. Smith-Lovin, and J. M. Cook, “Birds of a feather: Homophily in social networks,” *Annual review of sociology*, 415–444 (2001).
- ⁵¹¹F. Baumann, P. Lorenz-Spreen, I. M. Sokolov, and M. Starnini, “Emergence of polarized ideological opinions in multidimensional topic spaces,” *Physical Review X* **11**, 011012 (2021).
- ⁵¹²P. Lorenz-Spreen, B. M. Mønsted, P. Hövel, and S. Lehmann, “Accelerating dynamics of collective attention,” *Nature communications* **10**, 1–9 (2019).
- ⁵¹³H. A. Simon *et al.*, “Designing organizations for an information-rich world,” *Computers, communications, and the public interest* **72**, 37 (1971).
- ⁵¹⁴J. Bialek, “What does the gb power outage on 9 august 2019 tell us about the current state of decarbonised power systems?” *Energy Policy* **146**, 111821 (2020).
- ⁵¹⁵S. V. Buldyrev, R. Parshani, G. Paul, H. E. Stanley, and S. Havlin, “Catastrophic cascade of failures in interdependent networks,” *Nature* **464**, 1025–1028 (2010).
- ⁵¹⁶DW, “High price and range anxiety stops germans from buying e-cars,” Available at <https://www.dw.com/en/germany-cars-e-cars-e-mobility-charging-stations-electric-cars-emissions/a-57921124> (2021).
- ⁵¹⁷R. Ferroukhi, P. Frankl, R. Adib, *et al.*, “Renewable energy policies in a time of transition: Heating and cooling,” (2020).
- ⁵¹⁸M. Anvari, G. Lohmann, M. Wächter, P. Milan, E. Lorenz, D. Heinemann, M. R. R. Tabar, and J. Peinke, “Short term fluctuations of wind and solar power systems,” *New Journal of Physics* **18**, 063027 (2016).
- ⁵¹⁹J. Apt, “The spectrum of power from wind turbines,” *Journal of Power Sources* **169**, 369–374 (2007).
- ⁵²⁰A. E. Curtright and J. Apt, “The character of power output from utility-scale photovoltaic systems,” *Progress in Photovoltaics: Research and Applications* **16**, 241–247 (2008).
- ⁵²¹C. Luo and B.-T. Ooi, “Frequency deviation of thermal power plants due to wind farms,” *IEEE Transactions on Energy Conversion* **21**, 708–716 (2006).
- ⁵²²R. Baile and J.-F. Muzy, “Spatial intermittency of surface layer wind fluctuations at mesoscale range,” *Physical review letters* **105**, 254501 (2010).
- ⁵²³R. Wood and P. R. Field, “The distribution of cloud horizontal sizes,” *Journal of Climate* **24**, 4800–4816 (2011).
- ⁵²⁴H. Haehne, J. Schottler, M. Waechter, J. Peinke, and O. Kamps, “The footprint of atmospheric turbulence in power grid frequency measurements,” *EPL (Europhysics Letters)* **121**, 30001 (2018).
- ⁵²⁵S. Schilling, “Final energy consumption by sector and fuel. tech. rep., european environment agency.” Available at <https://www.eea.europa.eu/ims/primary-and-final-energy-consumption> (2021).
- ⁵²⁶A. Monacchi, D. Egarter, W. Elmenreich, S. D’Alessandro, and A. M. Tonello, “Greend: An energy consumption dataset of households in italy and austria,” in *2014 IEEE International Conference on Smart Grid Communications (SmartGridComm)* (IEEE, 2014) pp. 511–516.
- ⁵²⁷A. Wright and S. Firth, “The nature of domestic electricity-loads and effects of time averaging on statistics and on-site generation calculations,” *Applied Energy* **84**, 389–403 (2007).
- ⁵²⁸A. Marszal-Pomianowska, P. Heiselberg, and O. K. Larsen, “Household electricity demand profiles—a high-resolution load model to facilitate modelling of energy flexible buildings,” *Energy* **103**, 487–501 (2016).
- ⁵²⁹M. A. López, S. De La Torre, S. Martín, and J. A. Aguado, “Demand-side management in smart grid operation considering electric vehicles load shifting and vehicle-to-grid support,” *International Journal of Electrical Power & Energy Systems* **64**, 689–698 (2015).
- ⁵³⁰T. Logenthiran, D. Srinivasan, and T. Z. Shun, “Demand side management in smart grid using heuristic optimization,” *IEEE transactions on smart grid* **3**, 1244–1252 (2012).
- ⁵³¹M. Anvari, B. Werther, G. Lohmann, M. Wächter, J. Peinke, and H.-P. Beck, “Suppressing power output fluctuations of photovoltaic power plants,” *Solar Energy* **157**, 735–743 (2017).
- ⁵³²M. Anvari, M. Tabar, J. Peinke, and K. Lehnertz, “Disentangling the stochastic behavior of complex time series,” *Scientific reports* **6**, 1–12 (2016).
- ⁵³³M. Anvari, E. Proedrou, and B. e. a. Schäfer, “Data-driven load profiles and the dynamics of residential electricity consumption,” *Nature Communication* **13**, 4593 (2022).
- ⁵³⁴R. Bitterer and Prof. Dr. habil. B. Schieferdecker, “Repräsentative VDEW-Lastprofile Aktionsplan Wettbewerb, M-32/99,” Tech. Rep. (VDEW, Stresemannallee 23 D-60596 Frankfurt /M, 2001).
- ⁵³⁵M. Parti and C. Parti, “The total and appliance-specific conditional demand for electricity in the household sector,” *The Bell journal of economics*, 309–321 (1980).
- ⁵³⁶M. Anvari, F. Hellmann, and X. Zhang, “Introduction to focus issue: Dynamics of modern power grids,” *Chaos: An Interdisciplinary Journal of Nonlinear Science* **30**, 063140 (2020).
- ⁵³⁷S. Auer, F. Hellmann, M. Krause, and J. Kurths, “Stability of synchrony against local intermittent fluctuations in tree-like power grids,” *Chaos: An Interdisciplinary Journal of Nonlinear Science* **27**, 127003 (2017).
- ⁵³⁸W. Li, G. Joós, and C. Abbey, “Wind power impact on system frequency deviation and an ess based power filtering algorithm solution,” in *2006 IEEE PES Power Systems Conference and Exposition* (IEEE, 2006) pp. 2077–2084.
- ⁵³⁹L. W. Alvarez, W. Alvarez, F. Asaro, and H. V. Michel, “Extraterrestrial cause for the cretaceous-tertiary extinction,” *Science* **208**, 1095–1108 (1980), <https://www.science.org/doi/pdf/10.1126/science.208.4448.1095>.

- ⁵⁴⁰J. Brugger, G. Feulner, and S. Petri, “Baby, it’s cold outside: Climate model simulations of the effects of the asteroid impact at the end of the cretaceous,” *Geophysical Research Letters* **44**, 419–427 (2017).
- ⁵⁴¹R. Sparks, “Gas release rates from pyroclastic flows: a assessment of the role of fluidisation in their emplacement,” *Bulletin Volcanologique* **41**, 1–13 (1978).
- ⁵⁴²M. A. Williams, S. H. Ambrose, S. van der Kaars, C. Ruedemann, U. Chattopadhyaya, J. Pal, and P. R. Chauhan, “Environmental impact of the 73 ka toba super-eruption in south asia,” *Palaeogeography, Palaeoclimatology, Palaeoecology* **284**, 295–314 (2009).
- ⁵⁴³D. I. Armstrong McKay, A. Staal, J. F. Abrams, R. Winkelmann, B. Sakschewski, S. Loriani, I. Fetzer, S. E. Cornell, J. Rockström, and T. M. Lenton, “Exceeding 1.5 °c global warming could trigger multiple climate tipping points.” *Science* **377**, eabn7950 (2022).
- ⁵⁴⁴T. M. Lenton, H. Held, E. Kriegler, J. W. Hall, W. Lucht, S. Rahmstorf, and H. J. Schellnhuber, “Tipping elements in the earth’s climate system,” *Proceedings of the national Academy of Sciences* **105**, 1786–1793 (2008).
- ⁵⁴⁵N. Wunderling, J. F. Donges, J. Kurths, and R. Winkelmann, “Interacting tipping elements increase risk of climate domino effects under global warming,” *Earth System Dynamics* **12**, 601–619 (2021).
- ⁵⁴⁶T. Liu, D. Chen, L. Yang, J. Meng, Z. Wang, J. Ludescher, J. Fan, S. Yang, D. Chen, J. Kurths, X. Chen, S. Havlin, and H. J. Schellnhuber, “Teleconnections among tipping elements in the earth system,” *Nature Climate Change* (2023), 10.1038/s41558-022-01558-4.