



RESEARCH ARTICLE

Synchronous Display and Whiteboard-Like Freehand Writing App as Teaching Tool for Virtual Classroom amidst the Pandemic [version 1; peer review: 1 approved with reservations]

Daniel Lai, Lew Sook Ling , Ooi Shih Yin 

Faculty of Information Science and Technology, Multimedia University, Ayer Keroh, Melaka, 75450, Malaysia

V1 First published: 22 Dec 2021, 10:1308
<https://doi.org/10.12688/f1000research.73531.1>
 Latest published: 22 Dec 2021, 10:1308
<https://doi.org/10.12688/f1000research.73531.1>

Abstract

Purpose: The research evaluates if teachers can achieve better teaching outcomes by using a proposed mobile interactive system (MIS) developed for this study as an additional approach to enhancing teachers' proficiency in Technological Pedagogical and Content Knowledge (TPACK) in the virtual classroom.

Background: According to previous studies, teachers' self-assessment on TPACK might be affected by their egos because they have autonomy over the students in the classroom. Some studies suggest that utilisation of an interactive whiteboard (IWB) promotes creativity in teaching and learning but that it is unsuitable for a virtual environment due to its large size and the high maintenance costs associated with owning one in a teacher's residence. Besides, some studies also reveal that allowing the students to assess their teachers through TPACK is able to reduce potential errors which might result from the TPACK self-assessment done by teachers.

Methods: Pre- and post- experiments were conducted with the developed MIS integrated into teaching process. Synchronous display (SD) and whiteboard-like freehand writing (WFW) were features of the MIS integrated into the experimental group. Questionnaires were distributed to the students, and a reflective measurement model was formed using SmartPLS and IBM SPSS Statistics.

Findings: Based on our findings, teachers' Technological Content Knowledge had a significant positive effect on TPACK with the inclusion of MIS in online teaching. Predictive relevance was also evaluated through a Q^2 value to predict the endogenous construct of the constructed model. The Q^2 value was greater than zero, indicating that the model possesses a predictive relevance.

Conclusion: The integration of the developed MIS in the virtual classroom has a significant positive impact on the students' academic

Open Peer Review

Reviewer Status ?

Invited Reviewers

1

version 1

22 Dec 2021

?

report

1. **Dalbir Singh**, Universiti Kebangsaan
 Malaysia, Bangi, Malaysia

Any reports and responses or comments on the article can be found at the end of the article.

performance relating to concept learning and knowledge acquisition of subject matter.

Keywords

Mobile Interactive System, Virtual Classroom, TPACK, Educational Technology, COVID-19, Synchronous Display, Freehand Writing, Teaching Tool



This article is included in the **Research Synergy** Foundation gateway.

Corresponding author: Lew Sook Ling (sllw@mmu.edu.my)

Author roles: **Lai D:** Conceptualization, Data Curation, Formal Analysis, Software, Validation, Visualization, Writing – Original Draft Preparation; **Sook Ling L:** Conceptualization, Data Curation, Funding Acquisition, Methodology, Project Administration, Resources, Supervision, Writing – Review & Editing; **Yin OS:** Conceptualization, Supervision, Writing – Review & Editing

Competing interests: No competing interests were disclosed.

Grant information: This research is funded and supported by Multimedia University and Fundamental Research Grant Scheme (FRGS), Malaysia with Grant Reference Number: FRGS/1/2018/SSI09/MMU/02/3.

The funders had no role in study design, data collection and analysis, decision to publish, or preparation of the manuscript.

Copyright: © 2021 Lai D *et al.* This is an open access article distributed under the terms of the [Creative Commons Attribution License](#), which permits unrestricted use, distribution, and reproduction in any medium, provided the original work is properly cited.

How to cite this article: Lai D, Sook Ling L and Yin OS. **Synchronous Display and Whiteboard-Like Freehand Writing App as Teaching Tool for Virtual Classroom amidst the Pandemic [version 1; peer review: 1 approved with reservations]** F1000Research 2021, 10:1308 <https://doi.org/10.12688/f1000research.73531.1>

First published: 22 Dec 2021, 10:1308 <https://doi.org/10.12688/f1000research.73531.1>

Introduction

Background

The outbreak of COVID-19 in the year 2020 caused a significant impact on the education sector. Pedagogy has changed drastically to cope with the pandemic and has many cases shifted from conventional in-classroom learning to online teaching.¹ The classical in-classroom teaching and learning is commonly practiced to promote social interactions among teachers and students.² However, it is now unable to fit well into the current education environment due to the pandemic.³ Because of this, the rapid evolution of technology will alter pedagogy where emerging technologies are accessible in education.⁴

In the virtual classroom, teachers solely depend on the mouse and keyboard to conceptualize subject matter where the use of conventional tools is prohibited. Hence, emerging technologies are excellent for content presentations in the virtual classroom.⁵ From students' perspective, attending lessons via synchronous learning video conferencing is preferred as it offers flexibility, and students are engaged in the virtual session as much as in the physical classroom.⁶ However, the effectiveness of the integration of technology in conducting online classes is questionable. The adoption of the TPACK model aims to help teachers contemplate their knowledge domains (technological, pedagogical, and content knowledge) and the intersections of these, so that they can teach and engage students effectively. According to Hossain, Ying and Saha, TPACK positively influences higher education by making the lessons more interesting through the observation of learners' needs.⁷ From their studies, students have positive attitudes towards the TPACK model, in which their feedback can be addressed and used to construct lessons tailored to their needs. Moreover, teachers' TPACK self-efficacy is enhanced in terms of lesson planning with technology.⁸

Problem statement

Since the students are prohibited from entering their physical classes, teachers are facing challenges and difficulties when conducting online classes via the virtual classroom.⁹ Additionally, teachers are requested to prepare teaching materials and determine ways to present them in the virtual classroom. Thus, research questions are drawn as follows:

- Research Question 1: Does the integration of MIS into the virtual classroom enhance teachers' self-efficacy from students' perspectives in TPACK?
- Research Question 2: Does the integration of MIS into the virtual classroom enhance teachers' efficacy in presenting and conceptualising teaching materials?

Objectives

Since the introduction of the virtual classroom, it has become evident that it is essential to have a simple-to-use, tailored tool for assisting teachers in conducting online classes according to the current educational trend. Consequently, a mobile interactive system is proposed and developed to cope with the current trend. Furthermore, the introduction of the MIS offers teachers the ability to utilise the features of synchronous display (SD) and whiteboard-like freehand writing (WFW) features. Thus, the objectives are as follows:

1. Determine if the introduction of MIS features assists in enhancing teachers' proficiency in TPACK from students' perspectives.
2. Determine teachers' efficacy in presenting and conceptualising teaching materials by constructing a model based on the integration of MIS with the adoption of the TPACK framework in the virtual classroom.

Literature review

Virtual classroom

In following the standard of procedures set by the government to reduce close contact, the transformation of the current education system is necessary. Thus, conducting classes through online platforms has become a new trend in education.¹⁰ In the virtual classroom, classes are taught online synchronously via video conference. However, acquiring new skills and knowledge relating to communication, pedagogy, content, and structure is required due to distinctive differences in the teaching environment.¹¹

Interactive whiteboards

The combination of IWB with a virtual learning environment (VLE) does exist with limited studies on it. According to Heemskerck, Kuipers, and Meijer's study, implementing IWB with VLE can boost students' motivation towards the subject matter.¹² However, the test given by teachers proves that it is ineffective to students' learning outcomes even with

the implementation of IWB and VLE. Furthermore, the IWB is an expensive and fragile device as it can be damaged easily, resulting in inconvenience when teaching with it, which does not justify long-term usage.¹³ Besides, teachers still retain complete autonomy in the classroom, creating a teacher-centered environment while teaching with IWB.¹⁴ In short, IWB is not practical to be integrated into the virtual classroom because the IWB is difficult to maintain and not friendly for teachers who conduct classes at their residence during the pandemic.

TPACK framework

As a teacher, one must be aware of and adapt to any changes, honing skills and knowledge to guide and expose students to state-of-art technologies in the virtual classroom.¹⁵ However, insufficient teaching experience via virtual classrooms forces teachers to polish their skills and knowledge. Hence, they can cope with the current education phenomenon. As a result, the pedagogy and teaching materials presentation are elevated.¹⁶ Therefore, the TPACK framework is adopted. It consists of seven elements, the three main elements being technological knowledge (TK), pedagogical knowledge (PK), content knowledge (CK), which are derived into four sub-elements pedagogical content knowledge (PCK), technological pedagogical knowledge (TPK), technological content knowledge (TCK), and TPACK.¹⁷ Initially, the TPACK framework is teachers' self-assessment about the thoroughness of their understanding of every element, including the teachers' "know-how" in utilising the technology and integrating it into their pedagogy and teaching materials presentation.¹⁸ However, assessing it from the teacher's or student's perspective brings different meanings. For example, the teachers' perspective is viewed from the educator's perspective, whereas the students' perspective is viewed from the virtual classroom experience created by their teachers.¹⁹ In short, the TPACK framework is vital because it helps assess the readiness of teachers' knowledge and understanding in using technology integrated into their pedagogy and content presentation, both from the teachers' and students' perspectives.

Methods

Overview

Rickles et al. (2017) mapped their research elements (Learning Environment Context and Learning Activity Context) with the adoption of the TPACK framework.²⁰ The Learning Activity influenced TK, PK, and CK, while the Learning Environment Context may affect all elements, including Learning Activity Context. Hence, the study proposes that the Learning Environment Context supports the relevancy of Learning Activity Context as complimentary learning. These two contexts are the keys of context-based learning (CBL), where the social aspect of learning and learning activity with solid context understanding in acquisition and processing knowledge are concerned. Moreover, CBL allows teachers to prepare early for teaching materials, making it easier to implement than problem-based learning, which is relatively time-consuming. Hence, the rapid change of teaching approach necessitated during the pandemic makes CBL more suitable for current phenomena in terms of content-oriented presentation. The overall flow in determining teachers' self-efficacy in presenting and conceptualising teaching materials using MIS is illustrated in [Figure 1](#).

Participants

Cluster sampling was implemented. Students who experienced online learning with the integration of the MIS features were chosen as the cluster because of its capability to reduce sample bias. This data collection method provides a better representation of populations.²¹ Online questionnaires were distributed to 45 Malaysian private university students enrolling in the subject "Knowledge Management". The chosen group was taught with MIS integrated into their online classes.

Procedure

The experiment was conducted from the start till the end of the semester (3 months). This study is a quasi-experimental one-group with the pre-and-post-tests. The MIS is tailored for online classes with the introduction of two major features: SD and WFW. The questionnaires were created to adopt the TPACK framework and prepared in two different sets specifically for pre-test and post-test through Google Form. Besides, conducting TPACK self-assessment from teachers' perspectives may lead to biases. The assessment can be inaccurate as assessing themselves is not convincing enough to reflect if their understanding is up to par.²² Thus, to reduce the bias from the teacher's self-assessment, the student's perspective on the TPACK should be taken into consideration instead.²³ The collected data is trimmed and analysed using [SmartPLS](#) software v3.3.2. R is an open-source alternative ([R Project for Statistical Computing](#), RRID:SCR_001905).

Results

In this study, the adoption of the TPACK framework is proposed. The teacher's efficacy mapped in conjunction with the integration of MIS in the virtual classroom is illustrated in [Figure 2](#).

Through PLS-SEM, the proposed model is constructed in [Figure 3](#) based on adopting the TPACK framework. Moreover, the proposed model is constructed as a reflective Measurement Model.

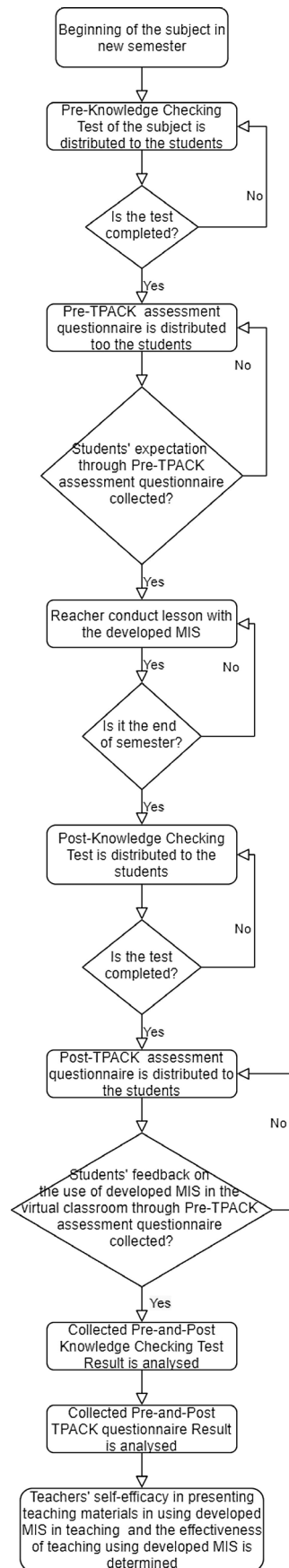


Figure 1. Flow chart of the integration of MIS and TPACK in the virtual classroom.

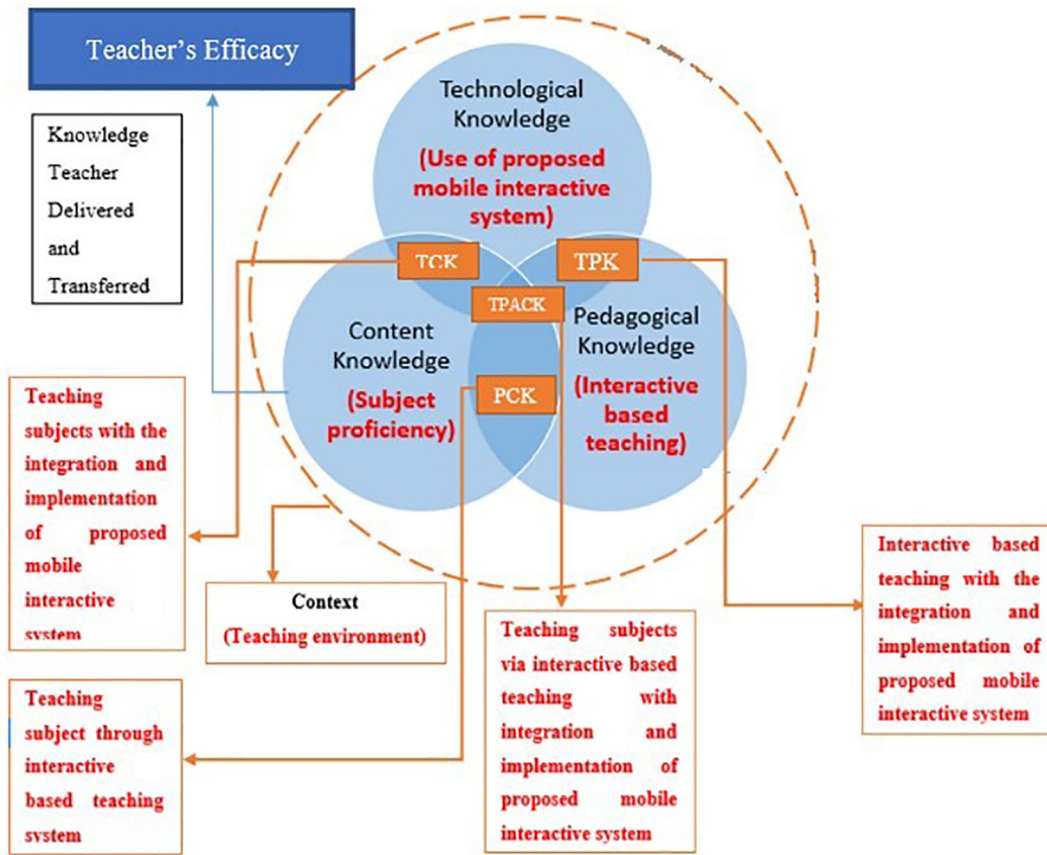


Figure 2. Adoption of TPACK framework with MIS teacher's efficacy mapped.

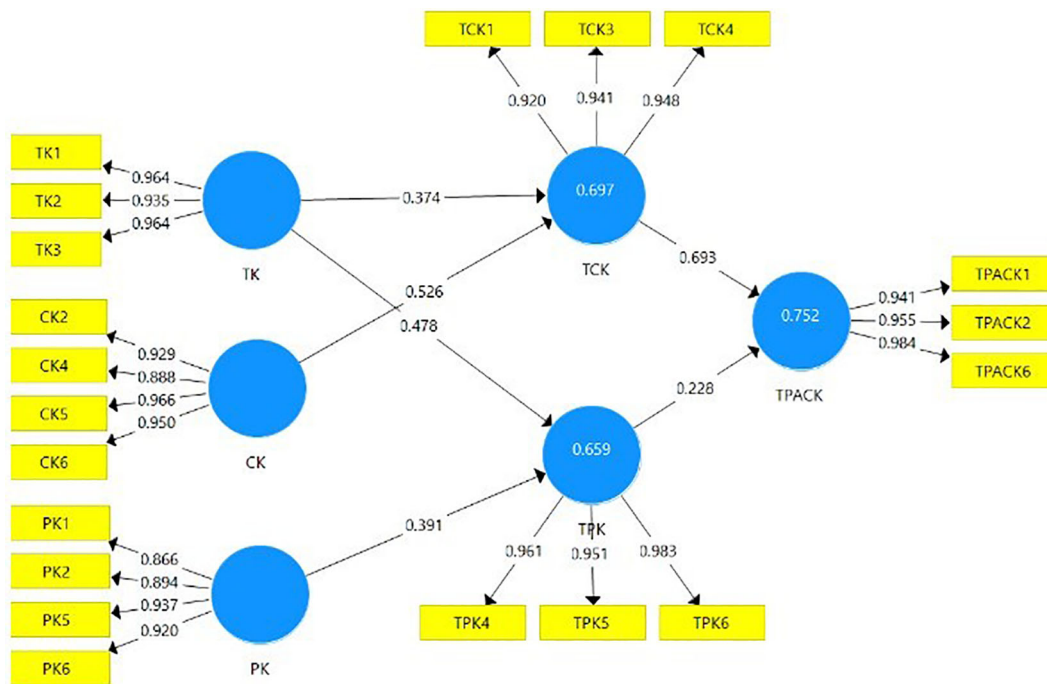


Figure 3. Proposed model with the adoption of TPACK framework.

Firstly, after running Partial Least Squared Algorithm, the constructs' outer loadings indicators are observed in [Table 1](#). The loadings for the construct indicators are > 0.7 .

Secondly, the construct reliability and validity are examined, as shown in [Table 2](#). The threshold value for the composite reliability (CR) is > 0.70 while the threshold value for the average variance extracted (AVE) is > 0.5 .^{24,25} In this study, the CR and AVE are fulfilling the threshold requirements as the values of CR are > 0.9 , and the values of AVE are > 0.75 . The CR values indicate good reliability, and AVE values indicate good validity.

Thirdly, the discriminant validity of the model is inspected. The Heterotrait-Monotrait Ratio (HTMT) is preferred because of its stringent measures with sensitivity rates of 97%-99%.²⁶ On the other hand, the Fornell-Larcker Criterion is insensitive with a rate of 20.82%.²⁶ Furthermore, the HTMT values of this study are above 0.85 and less than 0.90 ([Table 3](#)). Therefore, it satisfied the HTMT threshold. Hence, the discriminant validity between relative constructs is

Table 1. Indicators of the constructs' outer loadings.

	CK	PK	TCK	TK	TPACK	TPK
CK2	0.929					
CK4	0.888					
CK5	0.966					
CK6	0.950					
PK1		0.866				
PK2		0.894				
PK5		0.837				
PK6		0.820				
TCK1			0.920			
TCK3			0.941			
TCK4			0.948			
TK1				0.964		
TK2				0.935		
TK3				0.964		
TPACK1					0.941	
TPACK2					0.955	
TPACK6					0.984	
TPK4						0.961
TPK5						0.951
TPK6						0.983

Table 2. Construct reliability and validity.

	Cronbach's alpha	rho A	Composite reliability	Average variance extracted (AVE)
CK	0.950	0.952	0.964	0.871
PK	0.927	0.947	0.947	0.819
TCK	0.930	0.933	0.955	0.877
TK	0.951	0.957	0.968	0.911
TPACK	0.957	0.962	0.972	0.922
TPK	0.963	0.965	0.976	0.932

Table 3. Heterotrait-Monotrait Ratio (HTMT) for discriminant validity.

	CK	PK	TCK	TK	TPACK	TPK
CK						
PK	0.834					
TCK	0.861	0.781				
TK	0.790	0.850	0.795			
TPACK	0.846	0.813	0.900	0.756		
TPK	0.894	0.879	0.730	0.798	0.735	

established. Next, the significance and relevance of the structural model in this study are assessed, as shown in Table 4. First, a One-Tailed test Bias-corrected and accelerated bootstrap (BCA) with bias and skewness adjusted are conducted. As research hypotheses are directional, the bootstrapping is with 5000 subsamples. Then, the path coefficients are obtained and further examined. The path coefficients values are closer to +1, representing strong positive relationships between latent constructs. Additionally, the path coefficient values should be at the level of at least 0.05 significant level.

Next, the R² and R² adjusted values are shown in Table 5 are considered substantial.²⁴

The effect size is calculated using the formula below:

$$f^2 = \frac{R^2 \text{ included} - R^2 \text{ excluded}}{1 - R^2 \text{ included}}$$

The results in Table 6 indicate that the TPK (0.109) has a negligible effect in producing the R² for TPACK. However, the TCK (1.008) illustrates that it has a significant impact on producing the R² for TPACK.

Table 4. Path coefficients.

	Original sample mean	Standard deviation (STDEV)	P-values
CK -> TCK	0.526	0.206	0.005***
PK -> TPK	0.391	0.229	0.044***
TCK -> TPACK	0.693	0.143	0.000***
TK -> TCK	0.374	0.182	0.020***
TK -> TPK	0.478	0.224	0.017***
TPK -> TPACK	0.228	0.181	0.104

***Significant at 0.05.

Table 5. R² and R² adjusted for calculating effect size.

	R square	R square adjusted
TCK	0.697	0.683
TPACK	0.752	0.741
TPK	0.659	0.643

Table 6. Effect size (f²).

	TPACK
TCK	1.008
	TPACK
TPK	0.109

Table 7. Construct cross-validated redundancy (CVR) Using blindfolding procedure.

	SSO	SSE	Q ² (= 1 – SSE/SSO)
CK	188.000	188.000	
PK	188.000	188.000	
TCK	141.000	56.685	0.598
TK	141.000	141.000	
TPACK	141.000	47.767	0.675
TPK	141.000	59.319	0.579

Table 8. Paired-samples T test.

Paired difference								
	Mean	Std. deviation	Std. error mean	95% confidence interval of the difference		t	df	Sig (2-tailed)
				Lower	Upper			
Pre Score – Post Score	–3.289	2.912	.472	–4.247	–2.322	–6.963	37	.00000003178

The results for the blindfolding are in the rightmost column, which is shown in Table 7. The predictive relevance Q² of TCK has a value of 0.598, TPK has a value of 0.579, and TPACK has a value of 0.675. These values indicate that the model has predictive relevance based on the three endogenous constructs in which the values of Q² are considerably above zero.

A paired-samples T-test was performed, as shown in Table 8, to identify the students’ improvement on their understanding of the subject matter with the integration of developed MIS. The mean score difference of –3.289 shows students’ understanding of the subject matter is improved. The p-value of 0.00000003178 denotes that integrating the developed MIS in the virtual classroom positively affects the students’ academic performance. The improvement over the pre- and post-knowledge checking tests are substantially significant.

Discussion

The involvement of technology in education acts as a catalyst in transforming the conventional classroom into the virtual classroom. The extensive involvement of technology in the current education trend prompted the adoption of the TPACK framework in this study. Moreover, the developed MIS is integrated into online teaching as a complementary pedagogy that assists the teachers in presenting teaching materials. Furthermore, the proposed model is constructed based on adopted TPACK framework elements. The consideration of students’ perspective TPACK is mainly a result of the potential bias and misconceptions raised by the teachers’ self-assessment on TPACK proficiency. These issues can be addressed and mitigated by gaining feedback and insights from the students’ perspective instead. From the result of the path coefficient, we can see that a teacher with great understanding in transforming the content delivering it to the students using developed MIS possess the ability to enhance classroom activities which reflects their proficiency in TPACK. From the result of the paired-samples T-test, the mean difference for the pre-score and post-score indicates that the students are improved academically from concept and knowledge acquisitions. The outcome also illustrates that the teachers’ proficiency in TPACK is closely related to the effectiveness of the integration of developed MIS in the virtual classroom.

Additionally, the developed MIS with SD and WFW is tailored to assist teachers in conducting online classes. Familiarised teaching experience is replicated especially teaching materials presentation. Students’ feedback plays a vital role in determining the proficiency and self-efficacy of the teachers. Therefore, it is essential to address more insights into integrating technology into the virtual classroom than teachers’ self-assessment. In this study, teachers’ integration of MIS into the virtual classroom affects the TCK and TPACK. It indicates that the thoroughness of teachers’ understanding of the technology in presenting their teaching materials determines their students’ learning experience in the virtual classroom.

Conclusions

This study demonstrates the proposed structural model with the adoption of the TPACK framework and the integration of the proposed MIS with SD and WFW, assisting teachers in improving the online class experience with alternative teaching materials. Furthermore, the proposed structural model as a reflective measurement is constructed by adopting the TPACK framework as the fundamental. Looking at the relative importance of the exogenous constructs in predicting the dependent construct (TCK), it is evident that CK is the most crucial predictor followed by TK. The factor of TCK has a strong effect on TPACK. As for R^2 , the value for TCK, TPK, and TPACK is considered substantial. The effect size for the TCK is considerably large. The student's understanding of the subject matter is improved significantly with the integration of developed MIS by their teacher in the virtual classroom. In contrast with previous studies, the integration of developed MIS is more in accord with the virtual classroom, with significant enhancement for teaching materials. The integration of the developed MIS in the virtual classroom has a significant positive impact on the students' academic performance relating to concept and knowledge acquisition of subject matter.

Competing interests

This article has obtained public disclosure approval from Multimedia University. The authors declare that there is no conflict of interest.

Ethics and consent

All the procedures performed in this study involving human participants were in adherence to the ethical policies of the Multimedia University as approved by the Technology Transfer Office of Multimedia University under ethical approval number: EA0732021.

Written consent was also obtained from all individual participants involved in the study.

Grant information

This research is funded and supported by Multimedia University and Fundamental Research Grant Scheme (FRGS), Malaysia with Grant Reference Number: FRGS/1/2018/SSI09/MMU/02/3.

Data availability

Zenodo: TPACK MIS Dataset. <https://doi.org/10.5281/zenodo.5744892>.²⁷

This project contains the following underlying data:

- Dataset TPACK MIS 01122021.xlsx (The file contains two sheets. The first one contains the indicators of seven variables; TK, PK, CK, PCK, TPK, TCK and TPACK which were used for framework analysis. The second sheet includes the results of students' performance prior and after using the MIS as pre-test and post-test).

Data are available under the terms of the [Creative Commons Attribution 4.0 International license](https://creativecommons.org/licenses/by/4.0/) (CC-BY 4.0).

References

1. Kumar G, Singh G, Bhatnagar V, *et al.*: **Outcome of online teaching-learning over traditional education during covid-19 pandemic.** *Int. J. Adv. Trends Comput. Sci. Eng.* 2020; **9**: 7704–7711. [Publisher Full Text](#)
2. Aboagye E, Yawson JA, Appiah KN: **COVID-19 and E-Learning: the Challenges of Students in Tertiary Institutions.** *Soc. Educ. Res.* 2020; **109**–115. [Publisher Full Text](#)
3. Chaturvedi K, Vishwakarma DK, Singh N: **COVID-19 and its impact on education, social life and mental health of students: A survey.** *Child Youth Serv. Rev.* 2021; **121**: 105866. [PubMed Abstract](#) | [Publisher Full Text](#)
4. Hashim H: **Application of Technology in the Digital Era Education.** *Int. J. Res. Couns. Educ.* 2018; **1**: 1. [Publisher Full Text](#)
5. Basilaia G, Kvavadze D: **Transition to Online Education in Schools during a SARS-CoV-2 Coronavirus (COVID-19) Pandemic in Georgia.** *Pedagog. Res.* 2020; **5**. [Publisher Full Text](#)
6. Wang Q, Huang C, Quek CL: **Students' perspectives on the design and implementation of a blended synchronous learning environment.** *Australas. J. Educ. Technol.* 2018. [Publisher Full Text](#)
7. Hossain SFA, Ying Y, Saha SK: **Systematic Mobile Device Usage Behavior and Successful Implementation of TPACK Based on University Students Need.** 2020. [Publisher Full Text](#)
8. Kapici HO, Akcay H: **Improving student teachers' TPACK self-efficacy through lesson planning practice in the virtual platform.** *Educ. Stud.* 2020; **1**–23. [Publisher Full Text](#)
9. Mahmood S: **Instructional Strategies for Online Teaching in COVID-19 Pandemic.** *Hum. Behav. Emerg. Technol.* 2021; **3**: 199–203. [Publisher Full Text](#)

10. **Impact of Coronavirus Pandemic on Education.** *J. Educ. Pract.* 2020.
[Publisher Full Text](#)
11. Murphy L, Eduljee NB, Croteau K: **College Student Transition to Synchronous Virtual Classes during the COVID-19 Pandemic in Northeastern United States.** *Pedagog. Res.* 2020; **5**.
[Publisher Full Text](#)
12. Heemskerk I, Kuiper E, Meijer J: **Interactive whiteboard and virtual learning environment combined: Effects on mathematics education.** *J. Comput. Assist. Learn.* 2014; **30**: 465–478.
[Publisher Full Text](#)
13. Tomei LA: **The (revised list of) top 10 technologies for 21st century instruction.** *Exploring the New Era of Technology-Infused Education.* 2016.
[Publisher Full Text](#)
14. Slay H, Siebörger I, Hodgkinson-Williams C: **Interactive whiteboards: Real beauty or just 'lipstick'?** *Comput. Educ.* 2008; **51**: 1321–1341.
[Publisher Full Text](#)
15. Naziri F, Rasul MS, Affandi HM: **Importance of Technological Pedagogical and Content Knowledge (TPACK) in Design and Technology Subject.** *Int. J. Acad. Res. Bus. Soc. Sci.* 2019; **9**.
[Publisher Full Text](#)
16. Mourlam D, Chesnut S, Strouse G, et al.: **Did they Forget? Understanding Teacher TPACK During the COVID-19 Pandemic.** 2021; p. 7.
[Reference Source](#)
17. Koehler MJ, Mishra P, Cain W: **What is Technological Pedagogical Content Knowledge (TPACK)?** *J. Educ.* 2013; **193**: 13–19.
[Publisher Full Text](#)
18. Redmond P, Lock J: **Secondary pre-service teachers' perceptions of technological pedagogical content knowledge (TPACK): What do they really think?** *Australas. J. Educ. Technol.* 2019; **35**.
[Publisher Full Text](#)
19. Mohamad Nasri N, Husnin H, Mahmud SND, et al.: **Mitigating the COVID-19 pandemic: a snapshot from Malaysia into the coping strategies for pre-service teachers' education.** *J. Educ. Teach.* 2020.
[Publisher Full Text](#)
20. Rickles P, Ellul C, Haklay M: **A suggested framework and guidelines for learning GIS in interdisciplinary research.** *Geo Geogr. Environ.* 2017; **4**.
[Publisher Full Text](#)
21. Wu C, Thompson ME: *Sampling Theory and Practice.* Springer Nature Switzerland AG; 2020; vol. **2020**.
[Publisher Full Text](#)
22. Fathi J: **Assessing Language Teachers' Technological Pedagogical Content Knowledge (TPACK): EFL Students' Perspectives.** *Res. English Lang. Pedagog.* 2019.
23. Chuang HH, Ho CJ, Weng CY, et al.: **High School Students' Perceptions of English Teachers' Knowledge in Technology-Supported Class Environments.** *Asia-Pacific Educ. Res.* 2018; **27**: 197–206.
[Publisher Full Text](#)
24. Ramayah T, Cheah J, Chuah F, et al.: **Partial Least Squares Structural Equation Modeling (PLS-SEM) using SmartPLS 3.0: An Updated and Practical Guide to Statistical Analysis.** *Pract. Assess. Res. Eval.* 2018.
25. Lin L, Huang Z, Othman B, et al.: **Let's make it better: An updated model interpreting international student satisfaction in China based on PLS-SEM approach.** *PLoS One.* 2020; **15**: e0233546.
[PubMed Abstract](#) | [Publisher Full Text](#)
26. Ab Hamid MR, Sami W, Mohamad Sidek MH: **Discriminant Validity Assessment: Use of Fornell & Larcker criterion versus HTMT Criterion.** 2017.
[Publisher Full Text](#)
27. Ling LS: **TPACK MIS Dataset [Data set].** *Zenodo.* 2021.
[Publisher Full Text](#)

Open Peer Review

Current Peer Review Status: ?

Version 1

Reviewer Report 05 January 2022

<https://doi.org/10.5256/f1000research.77186.r118452>

© 2022 Singh D. This is an open access peer review report distributed under the terms of the [Creative Commons Attribution License](#), which permits unrestricted use, distribution, and reproduction in any medium, provided the original work is properly cited.



Dalbir Singh

Universiti Kebangsaan Malaysia, Bangi, Malaysia

Introduction - Background Section:

The study is relevant and acceptable. However, the need for such a study should be precisely justified. The study should examine other related research works. A critical review of approaches exploited in other studies should be performed to enhance the overall contribution further.

Introduction - Problem Statement Section:

Add more references that support the main issue in the study. Justify the selection of the main issue compared to other issues pertaining to teaching tools for a virtual classroom.

Method Section - Overview Section:

Justify the selection and formulation of the approach as illustrated in Figure 1. Review relevant studies that use a similar approach.

Discussion Section:

Review the research contribution against other research works. How different is the proposed research contribution? Add references.

Is the work clearly and accurately presented and does it cite the current literature?

Partly

Is the study design appropriate and is the work technically sound?

Yes

Are sufficient details of methods and analysis provided to allow replication by others?

Yes

If applicable, is the statistical analysis and its interpretation appropriate?

Yes

Are all the source data underlying the results available to ensure full reproducibility?

Yes

Are the conclusions drawn adequately supported by the results?

Partly

Competing Interests: No competing interests were disclosed.

Reviewer Expertise: Human-Computer Interaction, Impact Study & Strategic Planning, E-Learning Technology, Quality Assurance

I confirm that I have read this submission and believe that I have an appropriate level of expertise to confirm that it is of an acceptable scientific standard, however I have significant reservations, as outlined above.

The benefits of publishing with F1000Research:

- Your article is published within days, with no editorial bias
- You can publish traditional articles, null/negative results, case reports, data notes and more
- The peer review process is transparent and collaborative
- Your article is indexed in PubMed after passing peer review
- Dedicated customer support at every stage

For pre-submission enquiries, contact research@f1000.com

F1000Research