

DCNN Architecture Based Accurate Fingerprint Model Localization for Massive MIMO-OFDM System

Aeasha, J. Tarun Kumar

Abstract: Fingerprint technology is an exciting facility to locate mobile terminals (MTs) in the rich surrounding areas like metropolitan and enclosed corridor. In this essay discuss the origin of the vast multifaceted frequency-division (OFDM) multiplexing structures with deep-convolution neural networks (DCNNs) centered on the fingerprint. We look at these systems. First recommend an effective angle-relevant amplitude matrix (ADCAM) fingerprint acquiring procedure, providing extreme resolution quality in delay and angle of large MIMO OFDM systems. A DCNN-enabled localization method is then proposed to overcome the modeling error for calculating fingerprint similarity. The definition of DCNN is known as well as DCNN regression. A hierarchic DCNN design is introduced for practical implementation. In a geometry-based following of sign the yield of the DCNN confinement framework is tried by methods for a recreation. Numerical discoveries show that DCNN is amazing at accomplishing high limitation explicit and raising overhead stockpiling and computational intricacy

Index Term: DCNN, MIMO, Fingerprint, ADCAM.

I. INTRODUCTION

Wireless coding for MTs was also given great importance [1], [2] owing to the explosive growth of localization applications (LBAs) in smart mobile (MTs) and in cars (e.g. mapping, auto-driving and automobile internet). [1], [2]. Most localization conditions in the LBAs are in urban areas, where the most commonly implemented global positioning system (GPS) faces a lack of precision as large buildings are continuously covering the line-of-view (LOS) propagate from satellites to MTs. The fingerprint dependent localization of wireless communications networks draws more attention to its broad applicability without any hardware requirements on MTs, so as to incorporate mobile localization into the upcoming 5 G wireless communications systems. [3]–[15] Fingerprint based position takes advantage of the fact that cellular televisions between MTs and base channels are secure. These special features, referred to as a fingerprint, can therefore be derived from the wireless channel referring to each position. The question of position can then be addressed as a pattern recognition problem,

Involving detection of the signature, fingerprint interaction and location estimation. Especially for OFDM signals. This is why fingerprint wireless translation is easily implemented on

Large MIMO-OFDM networks. Although large MIMO-OFDM systems allow fingerprint extraction with high-resolution, the relatively high capacity and corresponding overhead burdens the database.

II. LITERATURE OVERVIEW

G. Mao defined the signal strength (RSSI) indicator obtained and the multipath functionality. In the indoor scenarios of a rich AP delivery such as wireless sensor network (WSN) [3], [4] and WiFi network [5], the use of the RSSI fingerprint is restricted according to multitasks of cooperation. M. Kaveh, Nasafat, M., H. Tsuji In fact, a strong fading fluctuation due to multipath propagation influences the RSSI fingerprint. The multi-track features use all the figures of the multitask wireless channels like angular (AOA) [6], M rather than suffering from multitrack propagation. The Power Delay Profile (PDP) of Triki, D. T. Slock, [7] and their variations [8] [9]. Therefore less BS are sufficient to ensure the accuracy of multiple antennas. X. Y.G. Li, Sun, X. Gao, Y., W. Han a classic problem in artificial intelligence (AI) is therefore the pattern recognition question: how can the BS units learn to recognize fingerprints that are most similar? A logical approach is to model the resemblance through a series of mathematical rules, which we followed earlier on [21]. Nevertheless, a mathematical model may trigger a modeling error for an undefined similarity property. To answer this problem, we know profoundly to let BSs themselves think about the fingerprint similarities. Deep convolution neural networks (DCNNs) are trained based on identified fingerprints in the database and a fingerprint clustering hierarchy is defined.

III. EXISTING SYSTEM

In Existing structure we have receive signal strength indication (RSSI) Depending on different sections participation, the utilization of the RSSI remarkable finger impression is constrained in indoor conditions with rich AP arrangement, for example, wireless sensor network (WSN) [3], [4], [5]. What's more, the RSSI unique engraving experiences the smart darkening change occurring due to the multipath propagation. Rather than experiencing the multipath propagation, the multipath attributes misuse the encounters of the multipath wireless channels, including a solitary BS can expel rich subtleties from the multipath WSN channels by mauling receiving wire pack signal managing. Subsequently, less BS equipped with various social occasion gadgets are sufficient to guarantee the precision.

Revised Manuscript Received on January 29, 2020.

Aeasha, Pursuing master of technology in Electronic Design Technology, S R Engineering College, Warangal. Email: aeashamahmood26495@gmail.com

Dr. J. Tarun Kumar, Electronics & Communication Engineering, S R Engineering College, Warangal, India

IV. PROPOSED SYSTEM

The accuracy evolution of the fingerprint-based position of large multi-input multi-output (MIMO) orthogonal dividing multiplexing (OFDM) systems in the angle and delay region of major MIMO-OFDM systems, with the aid of deep convolution neural networks (DCNNs); To achieve a huge potential for spectral efficiency and power efficiency, enhance reliability and increase data rates, high spectral effectiveness and achieve high resolution of angle-domain multipath characteristics especially for OFDM signals. Therefore the deployment of large MIMO-OFDM networks of the wireless fingerprint locale is well supported. Mathematical modeling mistake to be solved. We train to teach the BSs to use fingerprint information through a deep convolutionary neural networks (DCNN). Deep convolutionary neural networks are trained on the basis of fingerprints mapped out in the database and a fingerprint definition hierarchy is built up for clustering.

V. METHODOLOGY

A. System Architecture

Our fingerprint position method's general device design is shown in the Fig... 1. Our method is considered and correlated with two separate DCNNs for classification and regression.

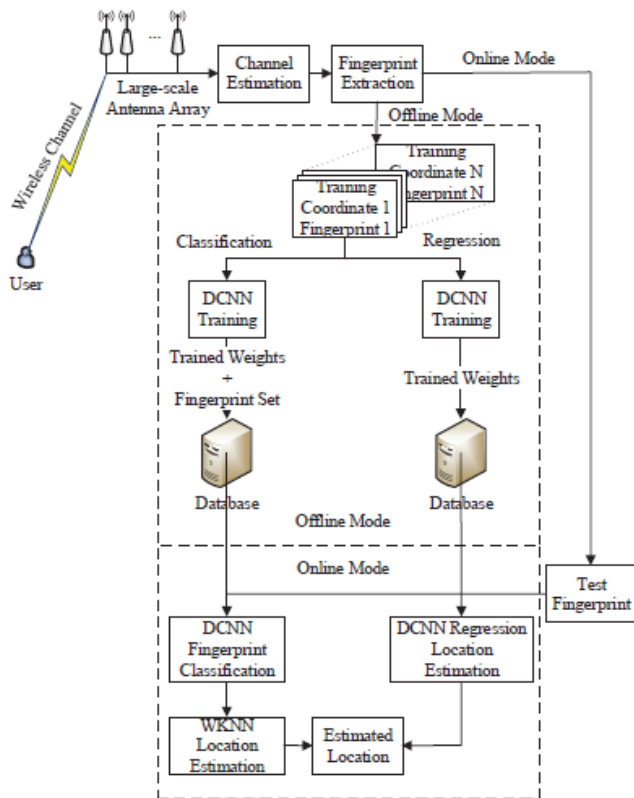


Fig.1. Fingerprint system model.

We extract ADCAM as fingerprint from the channel estimation result known to only one BS, without the requirement for extra signal transmission. The remaining software comprises of two different modes: Offline and Mobile. A low-cost independent mobile terminal in offline mode passes through the target area in order to obtain a grid of RPs. Then the fingerprints are sent to the DCNN as coded training data for both the DCNN networks and there spective

co-ordinates. The network's well qualified weights and the fingerprint collection are then placed in a classification system database. Only the trained weights of the network need to be stored in the database for the regression network. The unique mark of MT that has a requirement for action is encouraged to the expert DCNN as test information in the online mode. The quest spectrum is narrowed to a single cluster using the DCNN for the Classification Network to check the fingerprints in the cluster that are most appropriate to the similarity criterion. The weighting K-next to the neighbor method (WKNN) is then estimated. The position is determined explicitly for the regression network by the qualified DCNN.

B. Channel Model

The wireless channel model between the MT and the BS is provided for in this subsection. Assume that we would like to place a single MT antenna in a regular mass BS MIMO-OFDM network fitted with a linear uniform (ULA) device consisting of an $N_t + 1$ antenna. The MT wideband wireless signals affect various dispersion paths through P 1, as shown in Figure. 2. $\varphi_{p,k}$ ($0, \mu$) and $d_{p,k}$ are respectively the AOA and the physical distance between the transmit antenna and the first receiving p th path antenna. The channel pulse response (CIR) of the k th consumer is given in $q_{p,k} = a_{p,k} e^{j\omega t}$ where $a_{p,k} = CN(0, \Gamma_{p,k})$ is the complex gain associated with the p th direction. $e(\cdot) = \pm N_t \text{TRAIN}1$ is the AOA μ vector of the array answer and has the form.

$$e(\varphi) = \left[1, e^{-j2\pi \frac{d \cos(\varphi)}{\lambda_c}}, \dots, e^{-j2\pi \frac{(N_t - 1)d \cos(\varphi)}{\lambda_c}} \right]^T$$

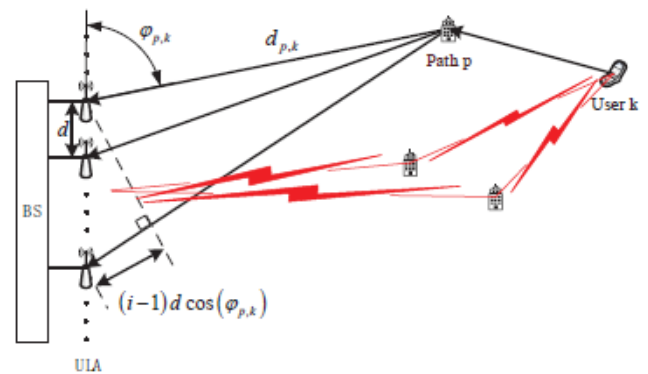


Fig.2. Base station BS to arbitrary user k

C. ADCAM Fingerprint Extraction

- The fingerprints derived from wireless networks should meet the following con-stresses in fingerprint-based location:
- (1) The dispersion ambient of an MT should be a special fingerprint determination.
 - (2) The fingerprints should consist of a collection of broad-sense, stationary features that extend from offline to online.
 - (3) Fingerprint discrimination should be sufficient from place to place.

In view of the two first restrictions, we defined the basic mapping from the CFR matrix to an unused structure. We used the DFT process.

$$G_k = V^H H_k F^* N \times N$$

D. DCNN Enabled Localization

In light of the spatial structure of the information, DCNNs have the accompanying particular properties when they have the accompanying unmistakable properties, more effective than customary completely associated system tasks (1) Sparing: the greater number of information patterns are slightly dissented in some small areas of the input layer.

2) Spatial location: one pixel is more important than a long distance to the pixels which are similar by.

Similar features contribute to our ADCAM fingerprint in the wireless channel configuration alluded to above. DCNNs are perfectly appropriate to exploring large-scale fingerprint learning. A standard DCNN layout can be split into 2 major sections: the attribute learning portion and the regression / classification segment as shown in Figure. 5. The learning functionality recognizes those types of operation from the fingerprint input of ADCAM using a set of small convolution kernels. Then the characteristics are transported through fully linked layers to the classification / regression portion and interpreted as a chance that the ADCAM fingerprint is categorized in each class or is directly re-assigned to 2-dimensional regression coordinates.

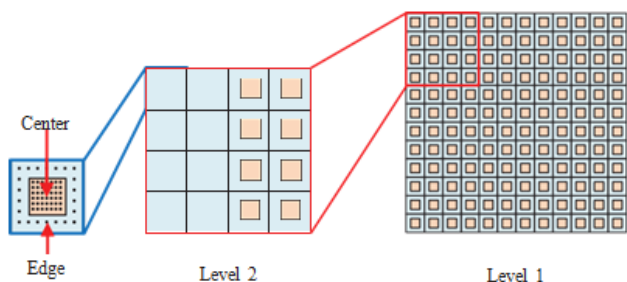


Fig.3. hierarchical DCNN architecture

E. Algorithm

1. Capture fingerprints from the map of RPs in the board part and the related coordinates.
 2. Let the grid index be the grid RP label.
 3. Feed the DCNN to maximize the network parameter with the loss function 4 using the named fingerprints.
- Saving in the database the trained network and fingerprint dataset.

We naturally utilize a planned progressive DCNN model, to adjust DCNN to practical wide geographic position while keeping up the solid distinctness of thick classes. The multi-level DCNN model is based on the divide and conquers technique, as shown in the Fig. 6. A collection of two or several DCNNs is used for a hierarchic DCNN architecture which requires a prior processing of one or more DCNN classifications to quickly restrict the range of searches and a DCNN last level classification / regression for estimates of a minor region. The DCNN at the same level is allocated and trained respectively to a particular handcrafted field

F. Software

We use MATLAB simulation software for parameter review and implementation of tests to implement the proposed MIMO algorithm and design.

VI. RESULT AND DISCUSSION

We describe our numerical simulation findings and assess our output from a variety of viewpoints, including position precision, time complexity and overhead capacity to show specifically that the current DCNN localizations procedures are appropriate to WSN MIMO-OFDM massive systems. Next, we demonstrate the localizing precision of the DCNN monitoring methods suggested, using the two-stage fingerprint clustering approach in as a comparison.

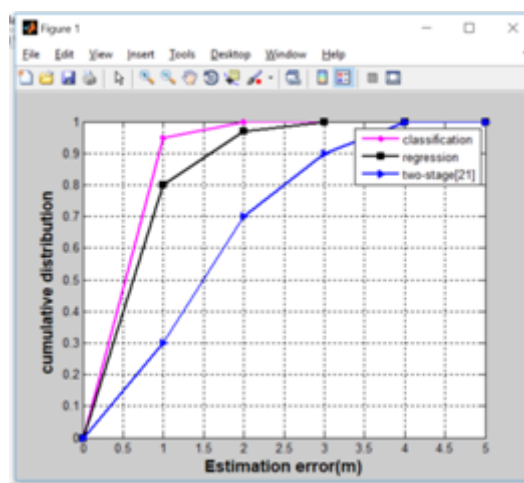


Fig.4. the CDF different localization method

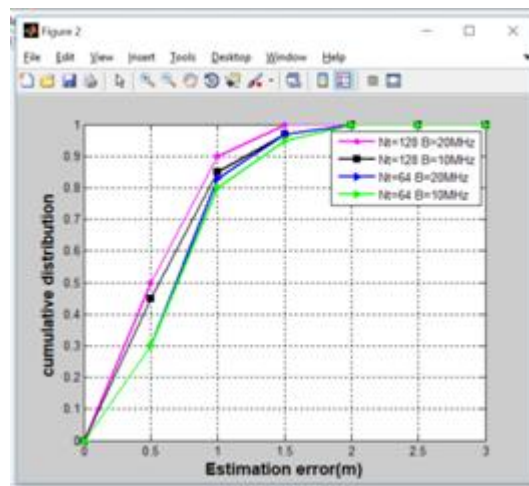


Fig.5. the CDF different no. of BS antennas

VII. CONCLUSION

We also analyzed the positions of large MIMO-OFDM networks with DCNNs dependent on fingerprints in this article. We have first proposed an effective ADCAM fingerprint extraction procedure, exploiting the high-goals of the edge space and the deferred area on strong MIMO-OFDM frameworks. The following was suggested a DCNN-enabled position approach in which the fingerprint similarity calculations modeling error could be solved.



Both the DCNN and DCNN regression classifications were taken into account. Furthermore, for practical implementation we initially proposed a hierarchical DCNN architecture. In a geometry-based signal propagation environment, the efficiency of the proposed DCNN localization approach was assessed by means of simulations. Numerical data shows that DCNN maintains a high level of vocational precision and reduces overhead storage and computing complications.

REFERENCES

1. A. H. Sayed, A. Tarighat, and N. Khajehnouri, "Network-based wireless location: challenges faced in developing techniques for accurate wireless location information," *IEEE Signal Process. Mag.*, vol. 22, no. 4, pp. 24–40, Jun. 2005.
2. A. Roxin, J. Gaber, M. Wack, and A. Nait-Sidi-Moh, "Survey of wireless geolocation techniques," in *Proc. IEEE Globecom Workshops*, Nov. 2007, pp. 1–9.
3. G. Mao, *Localization Algorithms and Strategies for Wireless Sensor Networks: Monitoring and Surveillance Techniques for Target Tracking*. IGI Global, 2009.
4. L. Gogolak, S. Pletl, and D. Kukulj, "Indoor fingerprint localization in WSN environment based on neural network," in *Proc. IEEE SISY*, Sep. 2011, pp. 293–296.
5. J. Biswas and M. Veloso, "Wifi localization and navigation for autonomous indoor mobile robots," in *Proc. IEEE ICRA*, May 2010, pp. 4379–4384.
6. M. Nezafat, M. Kaveh, and H. Tsuji, "Indoor localization using a spatial channel signature database," *IEEE AWPL*, vol. 5, no. 1, pp. 406–409, Dec. 2006.
7. M. Triki, D. T. Stocck, V. Rigal, and P. Francois, "Mobile terminal positioning via power delay profile fingerprinting: Reproducible validation simulations," in *IEEE Veh. Technol. Conf. (VTC)*, Sept. 2006, pp. 1–5.
8. E. Kupershtein, M. Wax, and I. Cohen, "Single-site emitter localization via multipath fingerprinting," *IEEE Trans. Signal Process.*, vol. 61, no. 1, pp. 10–21, Jan. 2013.
9. A. Jaffe and M. Wax, "Single-site localization via maximum discrimination multipath fingerprinting," *IEEE Trans. Signal Process.*, vol. 62, no. 7, pp. 1718–1728, Feb. 2014.
10. X. Wang, L. Gao, S. Mao, and S. Pandey, "CSI-based fingerprinting for indoor localization: A deep learning approach," *IEEE Trans. Veh. Technol.*, vol. 66, no. 1, pp. 763–776, 2017.
11. Dr.J.Tarun Kumar, "Equalizer Design to Compensate Impairments in OFDM System", *Jour of Adv Research in Dynamical & Control Systems*, Vol. 10, 02-Special Issue, 2018.
12. Dr.J.Tarun Kumar, "Design of Modified Reduced Dimensional Subspace Channel Feedback Codebook for Massive Mimo System", *IJITEE*, Volume-8 , Issue-5, June 2019.

AUTHORS PROFILE



Aeasha, Pursuing master of technology in Electronic Design Technology, S R Engineering College. Warangal, Telangana. Completed B.Tech from kakatiya university.
Email: aeashamahmood26495@gmail.com



Dr. J. Tarun Kumar, Ph.D, HoD, Department of ECE, S R Engineering College, Warangal, he has having 20 National and International Publications and having 20 years of Teaching Experience.