



Improved Sine-Cosine Algorithm For Anti Forensics JPEG Compression

Priya M Shelke

*Vishwakarma Institute of Information Technology,
Kondhwa, Pune, India
priya.mshelke@gmail.com*

Rajesh S Prasad

*STES's NBN Sinhgad School of Engineering,
Pune, India*

Abstract: In the past few years, the extensive appropriate of the JPEG image in transfer, storage, etc are rising. In the image, to recognize the local tampering the lossy character of the JPEG compression leaves of traces that are done using forensic agents. Here, by the JPEG compression, a difficult anti-forensic approach is developed to get rid of the traces left in both the spatial domain and DCT. A new improved sine-cosine (ISC) technique is developed on presented compression of anti-forensic format to optimally evaluate the noise-like signal to be augmented in the de-calibration and de-blocking operation. Additionally, in the optimization algorithm, a novel fitness function named Histogram Deviation (HD) is devised to appropriately balance the quality of visual and the undetectability of forensic. The simulation of the proposed anti-forensic compression method is done from the UCID database with the uncompressed images. The evaluation of the proposed technique is analyzed with the conventional techniques exploiting MSE, PSNR, and accuracy of classification as metrics. The simulation results show potential consequences such as high accuracy and low MSE that demonstrate the effectiveness of the proposed technique is deceptive the forensic agents.

Keywords: JPEG; Histogram Deviation; Sine Cosine Algorithm; MSE; PSNR

Nomenclature

Abbreviations	Descriptions
HD	Histogram Deviation
FSD	First Significant Digit
CLS	Chaotic Local Search
CNN	Convolutional Neural Networks
OBL	Opposition-Based Learning
PSNR	Peak Signal to Noise ratio
UCID	Uncompressed Colour Image Database
DJPEG	Double JPEG
CA	Classification accuracy
SAZ	Shrink and Zoom
MSE	Mean Squared Error
ML	Machine Learning
TV	Total Variation
DCT	Discrete Cosine Transform

1. Introduction

In day to day life, the consistent lossy compression is considered as a JPEG, which is one of the main well-liked digital image standard and format. In multimedia forensics, JPEG image-based forensics has to turn out to the hot spots. Usually, regarding the JPEG image forgery manipulation, the corrupting in the images engages numerous fundamental operations, for example, image rotation, resize, splicing and double JPEG compression. The recognition of these essential manipulations and appropriate forgery was enthusiastically explored.

Generally, JPEG is considered the standard method of image compression. Here, it primarily consists of two JPEG compressions, such as quantization artifacts and the features traces of blocking artifacts, which are used in the analysis of forensic. The given image is separated into the size of 8×8 pixels, which is non-overlapping blocks and every block is altered and coded separately in JPEG encoding.

Because of the self-determining blocks encoding, discontinuities of a pixel are developed transversely decompressed image block boundaries. In the decompressed image, the consequence of blockiness called the JPEG blocking artifacts [2].

In [7], an anti-forensic method based on the SAZ was developed to deceive double JPEG compression detectors. In [8], a universal antiforensic method was developed, which had the ability of deceptive detectors for the multiple-JPEG compression. Aforesaid approach, a multiple-compressed image like the DCT subband histograms were remapped so that the ensuing histograms look like a solitary compressed image. In [9], an anti-forensic JPEG technique by means of enhancing perceptual the anti-forensically quality enhanced image as maintains the undetectability of forensic. In [10], the developed technique aims the detectors due to the distribution of the FSD for the coefficients of the DCT. The aforesaid technique was exploited to reinstate the distribution of FSD either in a single/double compressed image with the purpose of a double compressed image with the intention of a single compressed image.

By exploiting color information [11] and DCT coefficients analysis [12] image modification detection was done. The detector based on the machine learning [13] uses the steganalysis feature vector [14] that was efficiently able to recognize the JPEG forgery developed in [15]. In [16], a JPEG anti-forensic technique is developed to trick conventional JPEG forensic detectors by means of maximum visual quality. In [16], the technique suggested exploiting in the spatial domain, to reduce the variation of energy to eliminate the blocking artifacts. Additionally, an anti-forensic double JPEG compression method was recommended to get rid of the traces left in [17]. In [18], a few comparative studies of JPEG forensic due to the ML steganalysis approach were besides developed. In [19], a new anti-forensic method was developed in that the original distribution coefficients of DCT, the FSD were improved. The aforementioned anti-forensic method possesses well-built consequence in the consistency of forensic evaluation as it secretes the first compression traces to a huge scope. A counter-forensic method was developed to cover the multiple compressions traces due to the histograms analysis of quantized coefficients of DCT in [20]. This counter-forensic method has the ability to efficiently conceal the artifacts of double and triple JPEG compression and further offer an improved image visual quality. Moreover, a JPEG anti-forensic method was developed that was based on the denoising, dithering, and deblocking operation in [21]. In [22], a JPEG anti-forensic model was developed which comprises local dithering of adaptive technique, TV-based deblocking, and operation of decalibration. The aforementioned method set up a superior tradeoff among forensic unrecognizability in addition to image visual quality. In the spatial domain, the conventional methods chiefly determine on evading the JPEG blocking artifacts.

The most important aspire of this paper is to propose a novel Improved Sine Cosine (ISC) approach based on artifact estimation. Moreover, the proposed technique to evaluate the noise similar to the signal that is augmented beside by means of the JPEG compressed image in the de-calibration and deblocking operation. It is used to eradicate quantization and blocking artifacts.

2. Literature Review

In 2017, Gurinder Singh and Kulbir Singh [1], proposed an enhanced JPEG anti-forensic method to get rid of the blocking artifacts remaining using the compression of JPEG in both DCT and spatial domain. In the developed model, in the DCT domain, the grainy noise left using smoothing of the perceptual histogram was minimized extensively by using the developed de-noising operation. There are two kinds of denoising methods were presented; one was based on constrained reduction issue of total energy variation and on the normalized weighted model. Then, an enhanced TV-based deblocking model was developed to eradicate the blocking artifacts. Subsequently, an operation of decalibration was used to transport the statistics of the processed image reverse to its normal location.

In 2018, Dinesh Bhardwaj and Vinod Pankajakshan [2], developed a novel method in order to detect the artifacts of the JPEG blocking. In contrast with the images in an uncompressed manner, while a JPEG compressed image was cropped, there was an alteration in the inter-block DCT coefficients of correlation owing to the blocking artifacts shifting. In an image, to detect the blockiness, the aforesaid alteration was exploited in this paper.

In 2017, Qingzhong Liu [3], addressed the extremely difficult recognition issues. Therefore, a great feature mining-based method was proposed. From the transform domain of DCT and the spatial, over one hundred thousand features were modeled. Ensemble learning was exploited to pact with the maximum dimensionality and to shun overfitting which might happen by means of a few conventional learning classifiers for the recognition.

In 2017, M. Barni et al [4], addressed the issue in JPEG coding model. However, the image forensic area had dedicated important concentration to the improvement in detectors of DJPEG compression throughout the years. The capability of recognizing if an image was compressed two times offers information of paramount in the direction of image authenticity evaluation. In recent times, the trending

approach like CNN was exploited in a lot of computer vision tasks. Here, in non-aligned and aligned detection of double JPEG compression, the CNN model was proposed. Especially, from images, the ability of CNNs to detain artifacts of DJPEG openly was explored.

In 2019, Shishir Sharma et al [5], worked on digital images that were persuasively edited by exploiting image editing tools. With the intention of recognizing such image processing operations, several forensic methods were introduced. In return, anti-forensic operations were modeled as counter-measures were worked out. Here, an anti-forensic method was developed to oppose the detectors of spatial domain forensic and show its accurateness on well-liked operations of image manipulation like contrast enhancement and median altering. The incorporated anti-forensic attack was devised as an optimization issue. The developed optimization enhances the image in order to integrate the contrast enhancement or median filtering operation whilst assuring that its spatial characteristics do not alter considerably.

In 2019, K. Sitara and B.M. Mehtre [6], worked on the synthetic zooming, which was done using upscaling individual video frames by means of deviating scale factors pursued through cropping. Using video forgery detection techniques, these manipulated frames be similar to real natural (optical) camera zoomed frames and thus might be not-categorized as a pristine video. Although such a video was categorized as forged, forensic investigators might pay no attention to the consequences, considering it as an element. Therefore, it has the ability to exploit as an antiforensic technique that eradicates digital verification. Here, a technique from synthetic zooming for distinguishing optical camera zooming was proposed for video tampering detection.

3. Problem Formulation

From the perspective of the JPEG anti-forensics, the major objective is to get rid of the quantization and blocking artifacts. Consider ' I_m ' as the image, which is given to the JPEG compression. I_c is represented as the resultant compressed image. The anti-forensic compression method chiefly extracts the deblocking artifacts and the equivalent image, which is indicated as C_1 . Subsequent to the deblocking, by means of dither signal image is smoothed which fills neighboring gaps in the histogram of the image without changing the DCT coefficients distribution. S_1 indicates the smoothed image. The distortion inclusion defines the blocking artifacts that required to be de-blocked by exploiting deblocking operation second round. In addition, out of deblocking second round, S_B indicates the ensuing image. At last, by eradicating the value of the calibration feature, the de-calibration is done for the artifact eradicated image to evade the forensic detection probability. As the de-calibrated image output, JPEG compressed anti-forensic image is considered. The steps of the anti-forensic processing seem to be easy, however, the issue appears by means of the calculation of the noise which is similar to the signal augmented to the compressed image ' I_C ' to atone artifacts. Here, the main optimization issue is the estimation of the artifact [23]. Fig. 1 shows the block diagram of anti-forensic compression using the proposed methodology

4. Proposed Methodology for Anti-Forensic JPEG Compression

The anti-forensic process starts by means of the JPEG compression for the original image in the proposed anti-forensic technique. Moreover, to develop an anti-forensic approach, the JPEG compressed image is subjected as input. The main objective is to state the original uncompressed and compressed image properties which are similar without any negotiation in visual quality. In a compressed JPEG image, it has the ability to be attained by eradicating quantization and blocking artifacts. The eradication of the quantization and blocking artifacts will go by anti-forensic JPEG compressed image by no means of the compressed image. Chiefly, in the JPEG compression image, an artifact of blocking is eradicated by exploiting the deblocking operation of ISC-HD. In deblocking, to remove deviations in the block a border, a noise that is similar to signal is augmented to the image block which is JPEG compressed.

In addition, using the operation of deblocking, the spaces in DCT image histogram are partly occupied that allows the enhanced histogram restoration. In the JPEG image histogram, the additional gaps are filled by exploiting the smoothing of the histogram in that a dithering signal method is exploited to augment noise without changing the distribution of DCT coefficients. In the image, such artifact containment establishes original noise and blocking artifacts that will be once more de-blocked and regularized by exploiting second round ISC-HD based on the deblocking. At last, ISC-HD based on the de-calibration is done with the calibrator based detector to trick the forensic agents. The feature value of the calibrator is minimized through augmenting original noise like signal conserving the image visual quality. In the proposed approach, the SVM classifier is exploited, to enumerate the accurate anti-

forensic compression of the JPEG prediction image. The proposed algorithm appears to be effectual, since the original uncompressed image, only if the classifier calculates the anti-forensic of a compressed JPEG image.

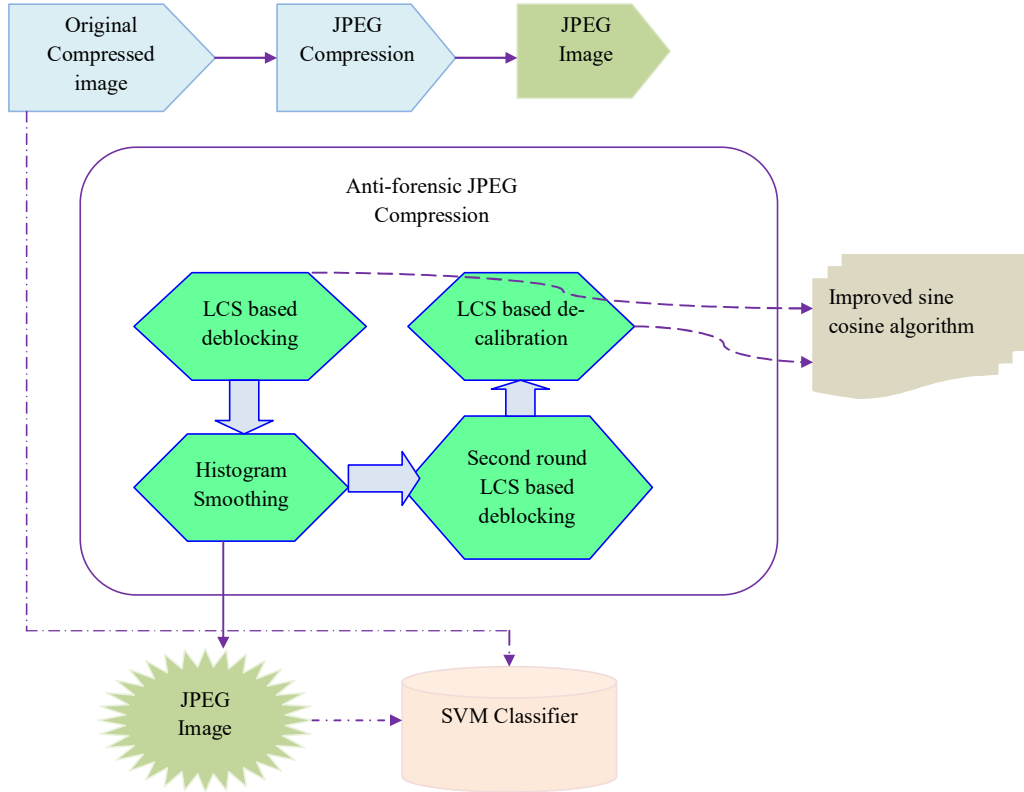


Fig. 1. Block diagram of anti-forensic compression using the proposed methodology

The dealing out steps included in proposed JPEG anti-forensics compression strategies are described as follows:

- 1) First-round ISC-HD based on the deblocking
- 2) Histogram Smoothing
- 3) Second round ISC -HD based on the deblocking
- 4) ISC -HD based on de-calibration

Prior to pacing into proposed JPEG anti-forensic compression strategy, the most important entity to be recognized is the SCA based artifact assessment used and de-calibration and deblocking process of image compression method.

In proposed anti-forensic techniques, SCA is a significant entity. This is considered consequently, as the de-calibration and the deblocking process of the proposed anti-forensic method needs noise similar to signal (indicated as artifact) to be augmented with the compressed JPEG image to eradicate the quantization and de-blocking artifacts without any negotiation in the visual quality that is protecting the properties of image for the new uncompressed image.

In this paper, a comprehensive explanation regarding the fitness model proposed for the anti-forensic JPEG compression is calculated. In the proposed SCA the fitness model is recently modeled one that is deliberate so that to select the noise similar to the signal for de-calibration and de-blocking process of JPEG anti-forensic compression named HD model.

The fitness model is stated using the image value of the pixel difference for the normalized histograms and the fitness model is stated as eq. (1).

$$\text{Fitness HD} = \sum_{I_c} |H_{I_{c_j}} - H_{I_{c_{j+1}}}| \quad (1)$$

In eq. (1), I_c indicates the image given to the fitness model with the calculation of the noise-like signal $H_{I_{c_j}}$ indicates the value of the normalized histogram image pixel ($I_{c_j}^{\text{th}}$ pixel), $H_{I_{c_{j+1}}}$ indicates image pixel value of the normalized histogram ($I_{c_{j+1}}^{\text{th}}$ pixel). Assume the arbitrarily chosen noise like signal (artifact) calculated by the ISC method as $SI = \{SI_1, SI_2, SI_3, SI_4\}$. Chiefly, the noise-like signal is

augmented to the compressed JPEG image, and histograms image of individual images with diverse noise like signal are attained. Then, the value of the pixel dissimilarities of entity images is computed. The compressed JPEG image with a noise-like signal increase that encompasses the minimum difference indifference of pixel is selected as the fittest solution.

The minimum difference in pixel variation indicates the visual quality insistence of a given image. In addition, artifact by means of minimum pixel difference maximizes forensic image undetectability.

4.1 Conventional SC Approach

The SC approach is a stochastic optimizer based on easy mathematical models sine and cosine. In [26], the major model of an optimizer is called as the location updating formula. In the SC algorithm, the location updating formula is modeled based on sine and cosine is described in eq. (2) and (3).

$$Y_i^{t+1} = Y_i^t + a_1 \times \sin(a_2) \times |a_3 L_i^t - Y_i^t|, \quad a_4 < 0.5 \quad (2)$$

$$Y_i^{t+1} = Y_i^t + a_1 \times \cos(a_2) \times |a_3 L_i^t - Y_i^t|, \quad a_4 \geq 0.5 \quad (3)$$

In eq. (2) Y_i^t indicates the location of the current candidate solution at t^{th} iteration in i^{th} dimension, $a_1/a_2/a_3$ indicates arbitrary numbers, L_i indicates the location of purpose point in i^{th} dimension, $||$ indicates the value of the absolute, a_4 indicates an arbitrary count in $[0, 1]$. The a_1 parameter manages the novel locations area that might be also in the space among the solution and purpose else exterior it. The a_3 parameter makes a decision the distance outwards or towards the purpose. The parameter a_3 produces an arbitrary weight for the purpose to stochastically highlight $a_3 > 1$ or not highlight $a_3 < 1$ the result of the purpose to explain the distance. The parameter a_4 represents the value of an arbitrary in $[0, 1]$ and uniformly controls among the cosine and sin location updating. To attain a balance among exploitation and exploration, a_1 parameter is selected adaptively using eq. (4).

$$a_1 = c - t \frac{c}{M} \quad (4)$$

In eq. (4), t represent the current iteration, c represent a constant and set to 2 and M represent the maximum number of iterations.

4.1.1 Cauchy Mutation (CM) Operator

Here, a concise introduction of CM is stated. The density function of the Cauchy is stated in eq. (5).

$$f_t(y) = \frac{1}{\pi} \frac{t}{t^2 + y^2}, -\infty < y < \infty \quad (5)$$

In eq. (5), $t > 0$ represents a parameter proportion, the distribution function is stated in eq. (6).

$$f_t(y) = \frac{1}{2} + \frac{1}{\pi} \arctan\left(\frac{y}{n}\right) \quad (6)$$

Even though the density functions of Cauchy distribution is about to Gaussian distribution. Nevertheless, these distributions have few variations among them. In the vertical direction, the important variation is that gaussian distribution is greater than Cauchy distribution, whereas, Gaussian distribution is lesser than Cauchy distribution in a horizontal direction. In each generation, it is probable to get better search agent capability using a neighbor's calculation. It can be assured the individuals can enhance themselves to the main extent, and after that discard local optima enthusiastically. Therefore, the mutation operator is used for the Cauchy distribution.

In the conventional SC algorithm, the version using a CM operator based on eq. (5) and (6) is indicated in eq. (7).

$$y'_i = y_i \times (1 + D) \quad (7)$$

In eq. (7), Cauchy distribution D indicates a distributed arbitrary number drawn y_i indicates a location in the SC algorithm during the current iteration and y'_i indicates the equivalent location of y_i subsequent to CM. The preamble of the CM method additionally creates it probable for the movement of the spiral stage to use a capable space in a much-improved technique. Therefore, solutions quality in SCA has the ability to be improved by means of Cauchy distribution during experimentation.

4.1.2 CLS

By ergodicity and randomness, chaos is a nonlinear occurrence considered, and its sensitivity to the primary circumstance is clearly well-known [27]. It is exact owing to these features that a chaotic system have the ability to differ arbitrarily, and all-state will be gone during if unrestricted time is allowed. For

that reason, the chaotic system has the ability to modify in order to model a search operator for optimization issue or adapted into a few conventional techniques sequentially that the explorative ability of the conventional techniques can be improved. Since it stated in [28], also the logistic chaotic model is used to model the chaotic Whale Optimization Algorithm. Eq. (8) is used for the logistic chaotic function.

$$\zeta_j^{k+1} = \lambda \zeta_j^k (1 - \zeta_j^k), k=1,2,\dots,n; \zeta_j \in (0,1); \zeta_j \neq 0.25, 0.5 \text{ and } 0.75 \quad (8)$$

In k^{th} generation, ζ_j^k indicates the j^{th} chaotic variable and parameter λ control the chaotic function degree in eq. (8). The logistic chaotic develops an entire chaos state whilst λ is four that indicates the chaos has the ability to investigate in the boundary space by means of a superior probability. In a few investigations, local search is frequently exploited to model the objective model solutions. Nevertheless, it must not be mistreated which widespread local search might cause fast convergence else to acquire trapped into local optima. The local chaotic search has the ability to efficiently surmount this inadequacy because of its randomness. Eq. (9) states the chaotic local search.

$$Y_j^{a(h)} = (1 - \varepsilon)Y_j^h + \xi_c \quad (9)$$

In eq. (9), $Y_j^{a(h)}$ indicates a new vector of Y_j^h in h^{th} generation done by chaotic local search, ξ_c is computed using eq. (10).

$$\xi_c = 1_u + \xi_j^k (1_b - 1_u) \quad (10)$$

In eq. (10), ξ_j^k is produced using chaotic iteration that ξ_j^1 is arbitrarily produced ranged in $[0, 1]$, and subsequently into the search space the value is mapped $[1_b, 1_u]$. The chaotic ξ_c is linearly integrated by means of the best solution g_{best} to create the candidate solution *solution* is stated in eq. (11).

$$\text{solution} = (1 - \text{setCan}) * g_{\text{best}} + \text{setCan} * \xi_c \quad (11)$$

In eq. (11), *setCan* indicates the contraction factor that is stated in eq. (12).

$$\text{setCan} = \exp\left(\frac{-\text{Intertime}}{\text{Max_iter}}\right) \quad (12)$$

In eq. (12), *Max_iter* indicates the utmost count of iterations of the technique, and *Intertime* indicates techniques count of the current iteration.

4.1.3 OBL Scheme

OBL has the ability to improve the metaheuristic techniques in convergence and therefore is frequently used to attain the solution in an optimization assignment globally. The real number conflicting $y \in [1_b, 1_u]$ is stated in eq. (13).

$$\bar{y} = 1_b + 1_u - y \quad (13)$$

In eq. (13), 1_u and 1_b are correspondingly the upper and lower bounds of search space. In multidimensional space, a description y has the ability to produced. It is assumed that $y_i = \{y_{i1}, y_{i2}, y_{i3}, \dots, y_{ij}\}$ and $y_{ij} \in [1_{bj}, 1_{uj}]$, $j=1,2,\dots,n$, conflicting points stated in eq. (14).

$$\bar{y}_i = \{\bar{y}_{i1}, \bar{y}_{i2}, \dots, \bar{y}_{ij}\}, \bar{y}_{ij} = 1_{bj} + 1_{uj} - y_{ij} \quad (14)$$

In the procedure of optimization, the contradictory point \bar{y}_i will be reinstated using equivalent solutions y_i based on the fitness model. If $f(y_i)$ is superior than $f(\bar{y}_i)$, then y_i is not altered, or else, $y_i = \bar{y}_i$, in erstwhile phrases, the location of the population is updated based on the superior value of y_j and \bar{y}_i .

4.1.4 Crossover and Mutation Scheme in DE

The crossover and mutation are the most important operators in the complete optimization procedure. Every individual $y_i = \{y_{i1}, y_{i2}, \dots, y_{ij}\}$ represents an n dimensions vector.

i) Mutation

This operator has the ability to produce a mutant vector v_i consistent with choosing components from an arbitrarily chosen vectors y_p, y_q , and y_r , whereas $p \neq q \neq r \neq i$. Eq. (15) indicates the mathematic formulation.

$$v_i = y_p + F * (y_q - y_r) \quad (15)$$

F indicates an arbitrary number that can manage the mutation perturbation size.

ii) Crossover

This operator has the ability to produce an assessment vector u_i to a mutant vector using crossover, whereas the trial vector is produced using arbitrarily choosing mechanism from the mutant v_i and target vector y_i due to the probability factor P_f . Eq. (16) indicates the mathematical formulation.

$$u_{ij} = \begin{cases} v_{ij}; \text{rand} \leq P_f \text{ or } j = j_0 \\ y_{ij}; \text{Otherwise} \end{cases} \quad (16)$$

The probability factor P_f manages the population diversity and ease the local minimal risk, and j_0 indicates an index among $[1, 2, 3, \dots, N_1]$, which assures that u_i obtains as a minimum “1” component.

4.2 Improved SC Algorithm

Stated the conventional SC algorithm might carry out immature convergence to a few sub-optimum points else face stagnation risk in local optimum, proposed memetic techniques ISC technique integrates the four schemes such as CLS, CM, OBL, and MCS. In the model of the ISC algorithm, these 4 schemes are consecutively used to produce novel search agents and at the current iteration optimal agent which encompass the optimal solution. Fig 2 demonstrates the flow chart of the proposed methodology. As demonstrated in this figure, the location of every agent can be remodeled while it is updated based on eq. (2) that indicates every agent possesses the maximum probability of attainment last purpose on a broader search space. It is significance stating that complexity in the calculation of proposed memetic technique ISC approach mostly based upon 7 producers such as initialization, MCS operator fitness calculation, CLS method, sorting, updating procedure in the antlion, CM operator, and OBL scheme. Consider the solution population by means of the n agents and the initialization, categorization of the complexity in computational for the categorization method is $O(n) + O(n \times \log n)$. Position updation for each agent is $O(h \times n \times d)$, whereas h indicates the uppermost count of iteration, d indicates the count of dimensions.

4.3 JPEG Compression

Here, the input is received as the JPEG compressed image in the proposed JPEG anti-forensic compression technique. Here, the JPEG image compression procedure is shown. At first, the new uncompressed image ‘ I_m ’ is separated as O non-overlapping blocks (8 X 8). Subsequent to blocking, DCT is used to attain the DCT coefficients for the block. The transformation of the orthogonal linear nature of DCT has the ability to designed as matrix ‘ Mt ’. As a result, using the rounding function, in the quantization table, DCT coefficients are quantized. Eq. (17) indicates the quantization method is shown.

$$\text{Quantization, } K = \text{round} \left(\frac{Mt I_m}{Qt} \right) \quad (17)$$

In eq. (17), $\text{round}(\bullet)$ indicates the rounding function and Qt indicates the quantization table. As bitstreams, the quantized coefficients of DCT are encoded losslessly. In the major, the decoded is done for the encoded bits at decompression, pursued using dequantization. Eq. (18) indicates the dequantization model.

$$\text{Dequantization, } O = K \times Qt \quad (18)$$

The de-quantized coefficients of DCT are once more inversely changed into blocks exploiting the Inverse DCT. The compressed image pixel values are controlled within $[0,255]$ using truncation and rounding procedure. Eq. (19) indicates the attainment of the compressed JPEG image.

$$I_c = \text{RT}(\text{IDCT}(O)) \quad (19)$$

In [24], the comprehensive JPEG compression process is obtainable.

4.4 First Round ISCA-HD Based Deblocking

In proposed JPEG anti-forensic compression technique, primary round ISC-HD based deblocking is the initial step included. For JPEG deblocking function proposed ISC based artifact is exploited in this method. In the compressed JPEG image, statistical traces of blocking are detached by augmenting a noise which is also represented as a signal. The accumulation of noise similar to signal is an optimization issue that is replied using the proposed ISC-HD optimization technique.

In proposed anti-forensic approach, ISC -HD technique stratagem is used to choose candidate artifacts for eradicating blocking artifacts. The ISC -HD based deblocking image is stated in eq. (20).

ISC-HD de-blocked image,

$$C_I = I_c \oplus A_1 \tag{20}$$

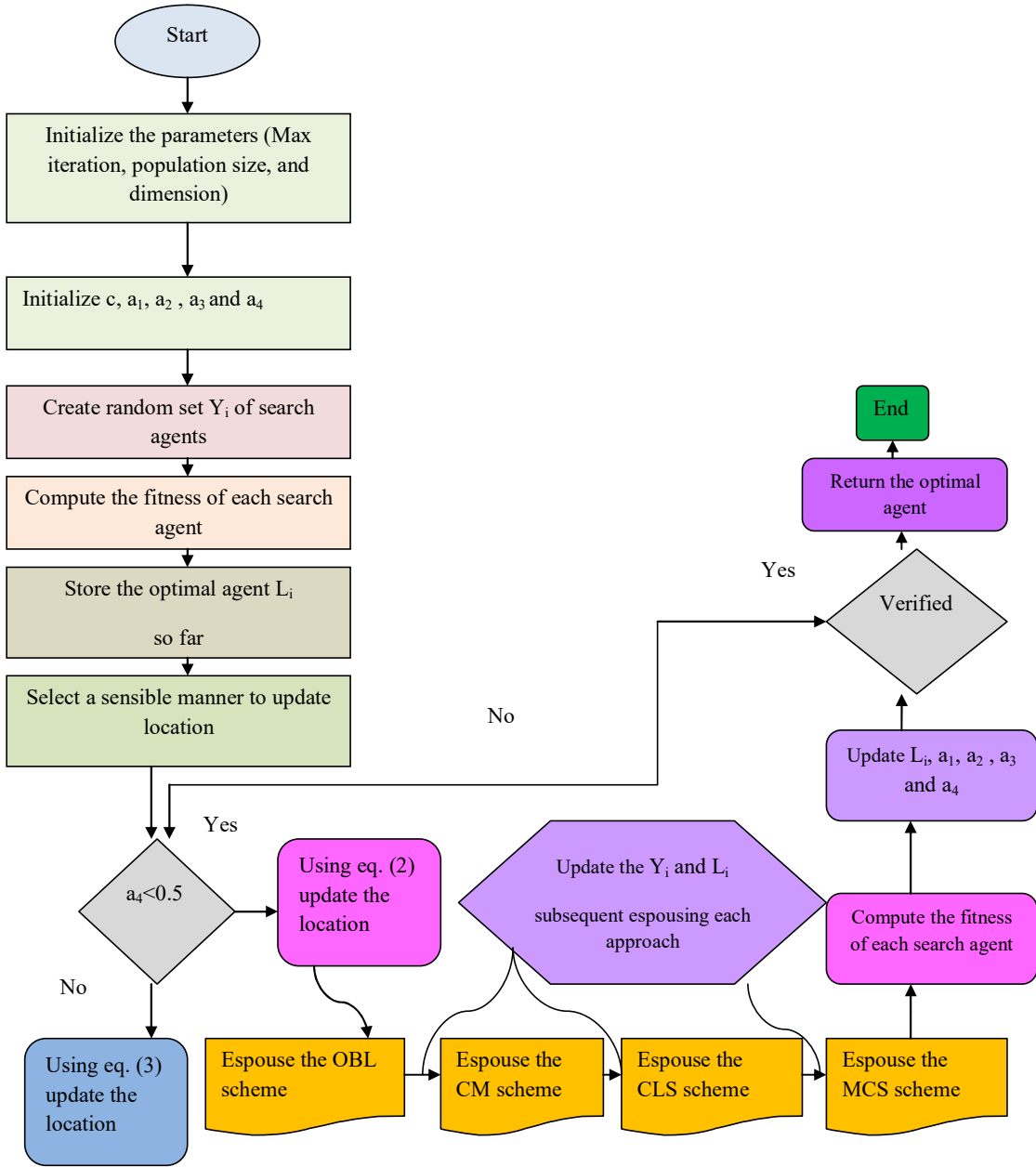


Fig. 2. Flow chart of the Improved SC algorithm

In eq. (20), I_c indicates JPEG compressed image, A_1 indicates artifact calculated based on ISC -HD and \oplus indicates alteration operator as artifacts elimination requires the subtraction or addition of noise similar to signal. ISC-HD based deblocking eradicates artifacts apprehensive by means of block borders and, in the quantization bin, processes the coefficients of quantization. The comb-akin to artifacts owing to blocking possessions is partly eradicated using the ISC-HD based deblocking. In addition, it eases the JPEG compressed image reasonable to promote the smoothing procedure.

4.5 Histogram Smoothing

The subsequent step is the histogram smoothing included in the proposed ant-forensic technique. The output image for the ISC-HD based on deblocking is merely partially occupied the coefficients of DCT. In a normalized image histogram, the residual gap requires to be occupied in order to preserve the compressed image possessions as same as that of the original uncompressed image. In general, the global Laplacian method is exploited to the histogram of the DCT smoothing technique. Nevertheless,

quantization bin infidelity of the global Laplacian technique creates it inappropriate for realistic principles. A dither signal should be augmented to the de-blocked image to smooth the histogram of the DCT. The final objective is to include a dither signal and it is stated in eq. (21).

Smoothed Image,

$$S_I = C_I + D \quad (21)$$

In eq. (21), D indicates the dither signal. In de-blocked image appropriate dither signal distribution is calculated by exploiting the adaptive local dither signal method adopted in [25].

4.6 Second Round ISCA-HD Based Deblocking

In proposed anti-forensic JPEG compression technique, the third step is second round ISCA-HD based on deblocking. In histogram smoothing the second round deblocking is compulsory as an alteration in the coefficient of DCT which develops a few blocking artifacts and unnatural noise in S_I . Second round ISCA-HD based on deblocking is done to cover artifacts blocking. The second round deblocking process is similar to first-round ISCA -HD based deblocking. Eq. (22) states second round ISCA -HD de-blocked image.

$$\text{Second round ISCA deblocked image, } S_B = S_I \oplus N_m \quad (22)$$

In eq. (22), S_I indicates the histogram smoothed image and A_m indicates artifact calculated based on ISCA -HD. The deblocking process is done, hence without disturbing the histogram smoothing. In particular scenarios, for de-blocking the image, a few thresholds are given. The threshold-based on de-blocking protects the possessions of a compressed image corresponding to the original image in an uncompressed manner.

4.7 ISCA-HD Based De-Calibration

In the proposed JPEG anti-forensic compression approach, the ISCA-HD based de-calibration states the concluding step included. Out of second-round ISCA-HD the de-blocked image-based on the deblocking consists of the histogram by means of minimum pixel deviation conserving the image visual quality. Although, the query with the forensic unrecognizability is remained to fail to notice. On the basis of the forensic detector is the feature of calibrated is simply distinguishes such anti-forensics. The removal of the calibrated feature value appears to be merely a choice to enhance the forensic unrecognizability. The value of the calibrated feature comprised in the intervals of the histogram has the ability to eradicate using optimization of the image by an appropriate noise similar to signal function. Since the solution, ISCA-HD calculated artifact is augmented to ISCA -HD de-blocked image helping in de-calibration procedure. Beyond ISCA-HD, an anti-forensic JPEG compressed image is performed using the image-based de-calibration procedure. The ISCA -HD based de-calibrated image which is anti-forensic JPEG compressed image is stated in eq. (23).

$$\text{ISCA-HD de-calibrated image, } B = S_B + N_o \quad (23)$$

In eq. (23), N_o indicates the noise-like signal calculated on the basis of the proposed ISCA-HD technique and S_B indicates the second round de-blocked image. The ensuing image of 4 successive steps encompasses the possessions is the same as the new uncompressed image without a few cooperation in the visual quality. In addition, for the anti-forensic JPEG compressed image, forensic unrecognizability is high.

5. Results and Discussions

5.1 Simulation Setup

In this section, the simulation outcomes of the proposed JPEG Anti-forensic compression approach were shown.

The simulation of the proposed algorithm was analyzed against uncompressed images taken from the UCID database. By exploiting the digital camera, images in UCID are detained with enhanced provisions.

Here, the estimate measures used in the comparative evaluation of the proposed anti-forensic are regarded as regarding the forensic detect ability and visual quality. For the evaluation of visual quality, PSNR was exploited as estimation metrics and for the evaluation of forensic recognizability, CA and MSE was exploited.

5.2 Comparative Evaluation

In this section, the evaluation of varying decalibration and smoothing parameters regarding the MSE, accuracy, and PSNR is shown. In Fig 3, the accuracy value obtained by the proposed approach is higher than the conventional algorithms in the smoothing parameter, also the proposed algorithm attained high accuracy value.

In Fig 4, the proposed algorithm obtained the PSNR value which is superior to the PSNR value of the conventional techniques. Similarly, the de-calibration parameter considered the proposed technique obtained maximum PSNR values.

In Fig 5, the value of MSE attained using the proposed algorithm is lesser than the conventional techniques. The reduced value of MSE indicates the enhanced analysis of the proposed algorithm.

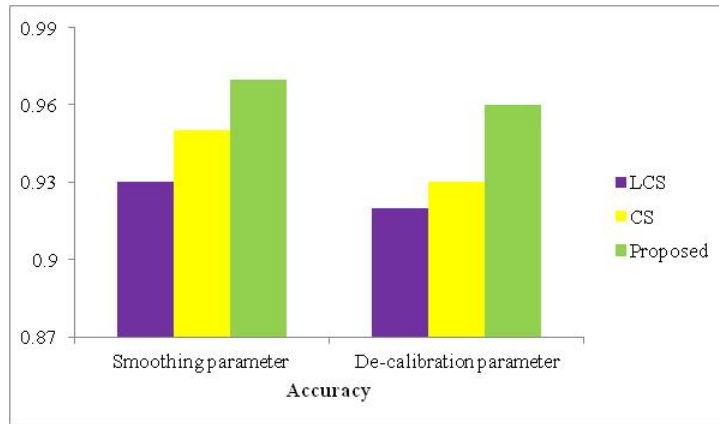


Fig. 3. Evaluation based on smoothing parameter and decalibration parameter regarding the accuracy

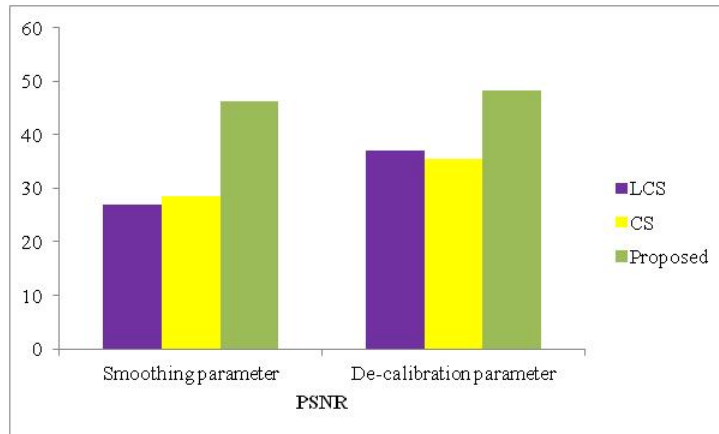


Fig. 4. Analysis based on the smoothing parameter and decalibration parameter regarding PSNR

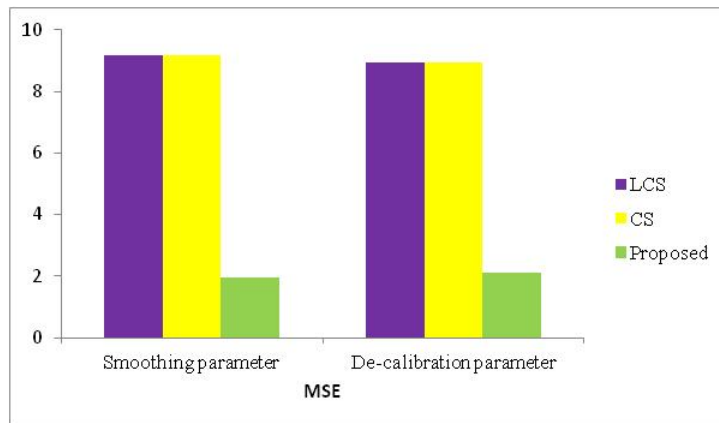


Fig. 5. Analysis based on the smoothing parameter and decalibration parameter regarding MSE

5. Conclusion

A new anti-forensic JPEG compression technique was proposed to trick forensic agents in this paper. The important benefit of the proposed technique was associated with the ability to compress the image with forensic undetectability and without any negotiation in the visual quality. The effectual JPEG anti-forensic compression is done exploiting integrated exploit of 4 kinds, such as a) Primary round ISC-HD based deblocking, b) Smoothing of the histogram, c) Secondary round ISC -HD based deblocking and d) ISC-HD based de-calibration. Moreover, ISC was modeled using the Least Mean Square algorithm and sine cosine approach to optimally calculate noise similar to signal for the de-calibration and the deblocking operation by means of the novel fitness model HD balancing the forensic undetectability and visual quality. The simulation of the proposed technique was done with the uncompressed images obtained from the UCID database and the evaluation has experimented with the conventional techniques exploiting MSE, PSNR, and accuracy of classification as measures. Finally, the proposed technique shows superior results such as high accuracy and low MSE.

Compliance with Ethical Standards

Conflicts of interest: Authors declared that they have no conflict of interest.

Human participants: The conducted research follows the ethical standards and the authors ensured that they have not conducted any studies with human participants or animals.

References

- [1] Gurinder Singh, Kulbir Singh, "Improved JPEG anti-forensics with better image visual quality and forensic undetectability", *Forensic Science International*, Volume 277, Pages 133-147, August 2017.
- [2] Dinesh Bhardwaj, Vinod Pankajakshan, "A JPEG blocking artifact detector for image forensics", *Signal Processing: Image Communication*, Volume 68, October 2018, Pages 155-161.
- [3] Qingzhong Liu, "An approach to detecting JPEG down-recompression and seam carving forgery under recompression anti-forensics", *Pattern Recognition*, May 2017, Volume 65, Pages 35-46.
- [4] M. Barni, L. Bondi, N. Bonettini, P. Bestagini, S. Tubaro, "Aligned and non-aligned double JPEG detection using convolutional neural networks", *Journal of Visual Communication and Image Representation*, Volume 49, Pages 153-163, November 2017.
- [5] Shishir Sharma, Hareesh Ravi, A. V. Subramanyam, Sabu Emmanuel, "Anti-forensics of Median Filtering and Contrast Enhancement", *Journal of Visual Communication and Image Representation*, In press, Available online 17 October 2019.
- [6] K. Sitara, B. M. Mehtre, "Differentiating synthetic and optical zooming for passive video forgery detection: An anti-forensic perspective", *Digital Investigation*, Volume 30, September 2019, Pages 1-11.
- [7] P. Sutthiwan, Y. Q. Shi, "Anti-forensics of double JPEG compression detection", in: *Proc. 10th International Workshop Digital Forensics and Watermarking*, page no. 411-424, 2012.
- [8] M. Barni, M. Fontani, B. Tondi, "Universal counterforensics of multiple compressed JPEG images", in: *Proc. 13th International Workshop Digital Forensics and Watermarking*, page no. 31- 46, 2015.
- [9] W. Fan, K.Wang, F. Cayre, Z. Xiong, "JPEG anti-forensics with improved tradeoff between forensic undetectability and image quality", *IEEE Transactions Information Forensics and Security*, volume: 9, no 8, page no 1211-1226, 2014.
- [10] C. Pasquini, P. Comesaña-Alfaro, F. Pérez-González, G. Boato, "Transportation-theoretic image counterforensics to first significant digit histogram forensics", in: *Proc. IEEE International Conference Acoustics, Speech and Signal Processing*, page no. 2699-2703, 2014.
- [11] Haoyu Zhou, Yue Shen, Xinghui Zhu, Bo Liu, Zigang Fu, Na Fan, "Digital image modification detection using color information and its histograms", *Forensic Sci. Int.* volume 266, page no 379-388, 2016.
- [12] Liyang Yu, Qi Han, Xiamu Niu, S.M. Yiu, Junbin Fang, Ye Zhang, "An improved parameter estimation scheme for image modification detection based on DCT coefficient analysis", *Forensic Sci. Int.* volume 259, page no. 200-209, 2016.
- [13] H. Li, W. Luo, J. Huang, "Countering anti-JPEG compression forensics", in: *Proceedings of IEEE International Conference on Image Processing*, , page no. 241-244, 2012.
- [14] C. Chen, Y. Q. Shi, "JPEG image steganalysis utilizing both intrablock and interblock correlations", in: *Proceedings of IEEE International Symposium of Circuits and Systems*, page no. 3029-3032, 2008.
- [15] M. Stamm, S. Tjoa, W. S. Lin, K. J. R. Liu, "Anti-forensics of JPEG compression", in: *Proceedings of IEEE International Conference on Acoustics Speech and Signal Processing*, page no1694-1697, 2010.

- [16] W. Fan, K. Wang, F. Cayre, Z. Xiong, A variational approach to JPEG anti-forensics, in: Proceedings of IEEE International Conference on Acoustics Speech and Signal Processing, page no. 3058–3062, 2013.
- [17] P. Sutthiwan, Y. Q. Shi, Anti-forensics of double JPEG compression detection, in: Proceedings of International Workshop on Digital Forensics Watermarking, page no 411–424, 2011.
- [18] T. Pevny, P. Bas, J. Fridrich, Steganalysis by subtractive pixel adjacency matrix, IEEE Trans. Inf. Forensics Secur, volume 5 no. 2, page no. 215–224, 2010.
- [19] C. Pasquini, G. Boato, JPEG Compression Anti-Forensics Based on First Significant Digit Distribution, Proceedings of IEEE International Workshop on Multimedia Signal Processing, page no. 500-505, 2013.
- [20] M. Barni, M. Fontani, B. Tondi, Universal Counterforensics of Multiple Compressed JPEG Images, in: Proceedings of International Workshop on Digital-Forensics and Watermarking, page no. 31-46, 2015.
- [21] Z. Qian, X. Zhang, Improved anti-forensics of JPEG compression, J. Syst. Soft, volume 91 , page no. 100–108, 2014.
- [22] W. Fan, K. Wang, F. Cayre, Z. Xiong, JPEG Anti-Forensics With Improved Tradeoff Between Forensic Undetectability and Image Quality, IEEE Trans. Inf. Forensics Secur, volume 9, no 8, page no. 1211-1226, 2014.
- [23] PoonamYadav, “Adaptive Firefly Optimization on Reducing High Dimensional Weighted Word Affinity Graph”, An International Journal of Computer Science and Engineering Technology, Volume 3, number 12, page number. 1407-1411, 2014.
- [24] B. Pennebaker and L. Mitchell, "JPEG Still Image Data Compression Standard", New York, NY, USA: Van Nostrand Reinhold, 1993.
- [25] Wei Fan, Kai Wang, François Cayre and Zhang Xiong, "JPEG Anti-Forensics With Improved Tradeoff Between Forensic Undetectability and Image Quality", IEEE Transactions on Information Forensics and Security, Volume. 9, number. 8, page number. 1211-1226, August 2014.
- [26] S. Mirjalili , SCA: asinecosine algorithm for solving optimization problems, Knowl Based Syst, volume 96, page number. 120–133, 2016 .
- [27] T. Kapitaniak , Continuous control and synchronization in chaotic systems, Chaos Solit. Fractals.volume 6, no 1, page no.237–244, 1995 .
- [28] M. Wang , et al. , Towards an optimal kernel extreme learning machine using a chaotic moth-flame optimization strategy with applications in medical diagnoses, Neurocomputing, 2017.