

Retraction

Retracted: Implementation of Network Data Mining Algorithm for Associated Users Based on Multi-Information Fusion

Journal of Sensors

Received 22 August 2023; Accepted 22 August 2023; Published 23 August 2023

Copyright © 2023 Journal of Sensors. This is an open access article distributed under the Creative Commons Attribution License, which permits unrestricted use, distribution, and reproduction in any medium, provided the original work is properly cited.

This article has been retracted by Hindawi following an investigation undertaken by the publisher [1]. This investigation has uncovered evidence of one or more of the following indicators of systematic manipulation of the publication process:

- (1) Discrepancies in scope
- (2) Discrepancies in the description of the research reported
- (3) Discrepancies between the availability of data and the research described
- (4) Inappropriate citations
- (5) Incoherent, meaningless and/or irrelevant content included in the article
- (6) Peer-review manipulation

The presence of these indicators undermines our confidence in the integrity of the article's content and we cannot, therefore, vouch for its reliability. Please note that this notice is intended solely to alert readers that the content of this article is unreliable. We have not investigated whether authors were aware of or involved in the systematic manipulation of the publication process.

Wiley and Hindawi regrets that the usual quality checks did not identify these issues before publication and have since put additional measures in place to safeguard research integrity.

We wish to credit our own Research Integrity and Research Publishing teams and anonymous and named external researchers and research integrity experts for contributing to this investigation.

The corresponding author, as the representative of all authors, has been given the opportunity to register their agreement or disagreement to this retraction. We have kept a record of any response received.

References

- [1] H. Zhang, "Implementation of Network Data Mining Algorithm for Associated Users Based on Multi-Information Fusion," *Journal of Sensors*, vol. 2022, Article ID 3350997, 6 pages, 2022.

Research Article

Implementation of Network Data Mining Algorithm for Associated Users Based on Multi-Information Fusion

Hui Zhang 

Yancheng Teachers University, Yancheng, Jiangsu 224002, China

Correspondence should be addressed to Hui Zhang; 1710711225@hbut.edu.cn

Received 29 June 2022; Revised 23 July 2022; Accepted 8 August 2022; Published 27 August 2022

Academic Editor: Haibin Lv

Copyright © 2022 Hui Zhang. This is an open access article distributed under the Creative Commons Attribution License, which permits unrestricted use, distribution, and reproduction in any medium, provided the original work is properly cited.

In order to accurately and effectively mine relevant users in social networks, we can stop false information and illegal activities in the network, thereby ensuring the safety and integrity of the network environment. A method is proposed for the implementation of a data mining algorithm of a user network based on the fusion of several data. AUMA-MRL (associated user mining algorithm based on multi-information representation learning) proposes an associated user mining algorithm based on node characteristics, neighborhood information, and global network structure information. The steps of the algorithm are as follows: combining each user of the social network into a node using a method where each node is installed separately and combining network user characteristics and user relationship information. A user pair is a network similarity vector that represents the similarity of users in different dimensions. Based on these similarity vectors, a corresponding user separation algorithm is formed. It examines the feasibility and efficiency of the AUMA-MRL algorithm for researching relevant users. The proportion of associated users in the network to be fused is lower than that of nonassociated users, and the prediction has little effect on improving the recall rate of nonassociated users, so the recall rate is slightly lower than the accuracy. This algorithm can quickly get the embedding of new nodes and the similarity vector between new nodes and other nodes in the network, so as to quickly mine the associated users of new nodes in the network and enhance the robustness of the network associated user mining algorithm.

1. Introduction

Social network is a virtual community composed of interaction and connection between different members of society. With the rapid development of the Internet, various social networking platforms are gradually penetrating into all aspects of people's life and work, such as Twitter and Douban. These social networks play an important role in the human world, but they hide some security issues and threats in the process of sharing information [1]. In social networks, the same user organization registers different accounts on different social networks. These different virtual accounts are called vest or related users. Relying on users is the driving force of public hotspot communication and brings many security risks, such as jacket fraud and naval rumors. How to effectively identify connected users has become one of the important issues in social media content security research. Most traditional related user mining methods iden-

tify related users by measuring the similarity of user profile information in the same social network [2]. However, the similarity, falsity, and inconsistency of user characteristics in social networks can only be analyzed by user characteristic information vulnerable to malicious users. It is very difficult to create complete and accurate user extraction by using various dimensions such as user behavior, user characteristics, and network structure information. Figure 1 shows the framework of data fusion. Most relevant user extraction methods are based on solving the "anonymity" problem on social media, which is somewhat similar to the user extraction problem, but there are significant differences in practical application options. The two networks involved in "anonymization" are similar to some subnetworks, while the user duplication and user interaction between the two networks involved in extracting relevant users are very small, about 60%. Therefore, most anonymous methods cannot perform the related user extraction tasks well [3].

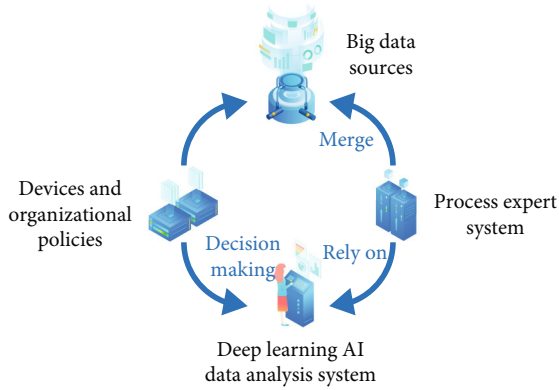


FIGURE 1: Data fusion framework.

TABLE 1: Data set information.

Data set	Number of nodes	Number of sides	Clustering coefficient
PPI	14744	222111	0.1768
Flickr	80522	5899878	0.1648
Facebook	4041	88241	0.6049

TABLE 2: Algorithm recovery rate comparison when overlap is 60%.

Algorithm	PPI	Flickr	Facebook
NS	0.3134	0.3249	0.2311
Grh	0.3989	0.1189	0.1161
AUMA-MRL	0.4187	0.3941	0.42899

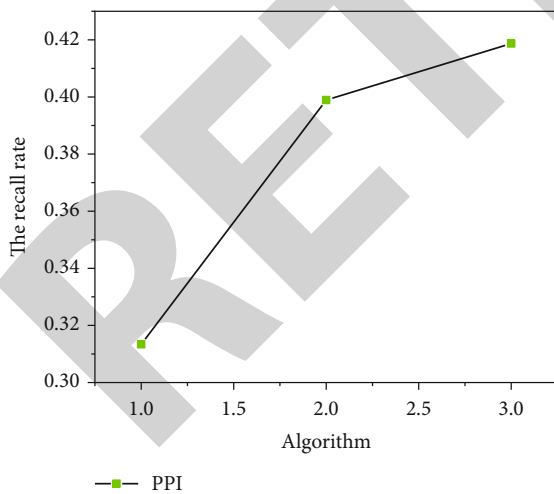


FIGURE 2: Recall rate of associated user mining in PPI to be fused network.

A network information retrieval system can only solve simple targets in the form of keywords and cannot solve complex fuzzy targets in the form of samples provided by users. Network data mining technology follows the great achievements in network data search, such as robotics and full-text search, and

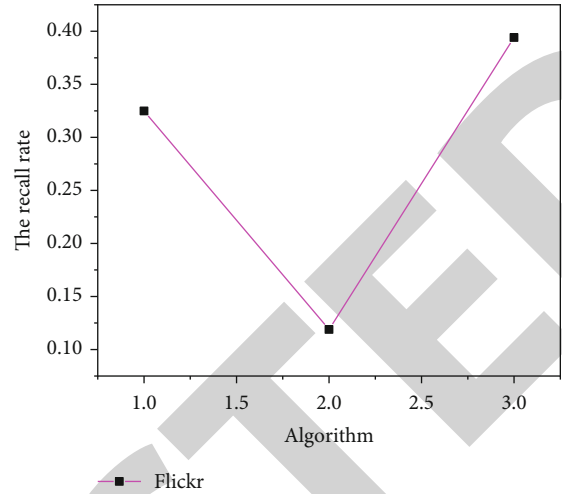


FIGURE 3: Recall rate of associated user mining in Flickr to be fused network.

comprehensively uses various technologies such as artificial intelligence and pattern recognition. It is possible to perform a purposeful information search in a network or database according to user-defined requirements and target attribute information.

The update speed of information has increased, and the problem of information overload has arisen due to the explosion of network data. Academia and industry have struggled to accurately identify consumer needs and preferences and filter out content that is not useful or interesting to consumers. Integrating multiple data is the primary method for making personalized recommendations. It selects the most similar people by finding similarities between different people.

Because of the increasing amount of data and the improvement of users' requirements for personalized recommendations, many multi-information fusion methods cannot provide excellent results. This paper is aimed at improving the accuracy of recommendation, combining multiclass information and matrix decomposition technology to improve the data sparsity and cold start problems faced by the recommendation system, and improving the accuracy of the recommendation results.

2. Literature Review

To solve this research problem, Ma and Zhang mined users' preferences from users' comments on items and used them in recommendation tasks [4]. Pouyap et al. use the topic model to model the text content and mine the influence of the above factors on the score from the text information [5]. Xue et al. proposed a method combining the dimension of potential score and the subject of potential comment. This method can obtain better performance than using single score information or text information [6]. Du and Zhao proposed CTR (collaborative topic regression) model. CTR realizes the effective combination of implicit Dirichlet allocation (LDA) and probability matrix decomposition PMF in a tightly coupled manner [7]. Ren and Li used the deep

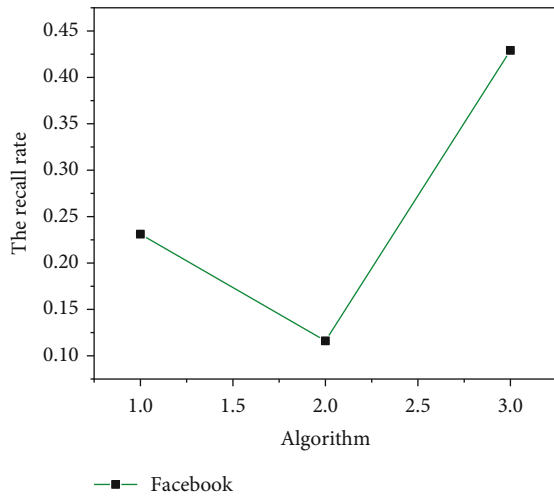


FIGURE 4: Recall rate of associated user mining in Facebook to be integrated network.

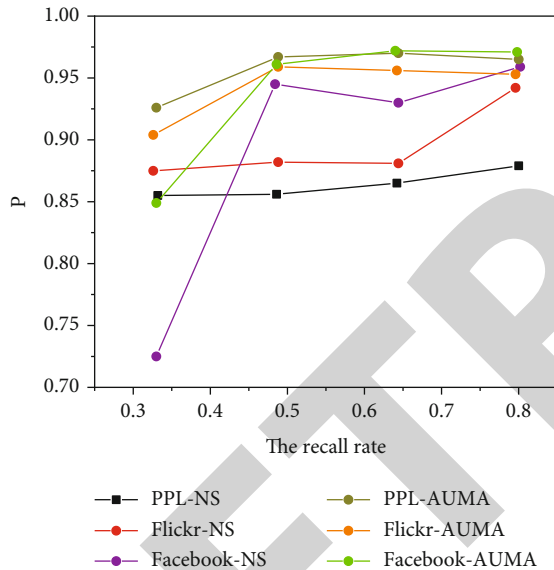


FIGURE 5: Comparison of accuracy between AUMA-MRL and NS under different network overlap.

convolution neural network CNN to extract the features of pictures, combined the interactive information between users and pictures at the last full connection layer, and then output the sorting of labels [8]. Huang et al. first used the recurrent neural network (RNN) to model the user's historical click records and then used the feedback neural network (FNN) to simulate multi-information fusion and finally produce the recommendation results [9]. Ji et al. proposed an algorithm that can combine structured data and unstructured data for recommendation. For structured data, TRANSR is used to obtain the vector features of entities. For text data and image data, stacked denoising autoencoders (sdae) and stacked convolutional autoencoders are used to propose vector features, respectively. A variety of vectors are spliced as the vector features of the article [10]. Liu first applied the self-encoder model to the recom-

mendation system and proposed the self-encoder based collaborative filter (ACF) [11]. Xiao et al. proposed collaborative deep learning (CDL), which combines stacked denoising autoencoder (sdae) with probability matrix decomposition in a tightly coupled manner [12]. Zheng et al. constructed an unsupervised associated user mining method by calculating the rarity of word segmentation through user name word segmentation and n-gram probability [13].

Based on the existing research, a user extraction algorithm AUMA-MRL (user extraction algorithm based on multidata unified representation) is introduced based on the node behavior model, public data, and international data. The steps of the algorithm are as follows: integrate each user in the social network into a node, use the input method for each node, and integrate user behavior and user relationship information. Similarity vector between pairs of network users represents the similarity of different users. Based on the similarity vector, a user interference extraction algorithm was established. When the network overlap is 60%, the recall rates of associated user mining by different algorithms in the three groups of networks to be fused are compared. The AUMA-MRL algorithm achieves the best results on our data set, confirming that combining user attributes and technical knowledge relationships is more effective than using user relationships alone to extract affected users. The AUMA-MRL algorithm works well for my web users.

Web usage mining is mainly used to understand the meaning of users' online behavior data. Network content mining objects and network structure mining objects are the core data of the Internet, while network usage mining deals with peripheral data extracted when users interact with the network, such as web server usage logs and proxy server logs.

Recommendation system has always been focused on how to improve the real-time performance and accuracy of key algorithms, and its advantages and disadvantages directly affect the quality of recommendation services. Today, these algorithms are roughly classified as content-based recommendation, multi-information fusion recommendation, and, of course, some other popular research methods, such as social network-based recommendation, time-aware recommendation, label-based recommendation, context-based recommendation, and matrix decomposition-based recommendation. Content-based recommendations are predicted directly based on the content information of the item, without requiring relevant evaluation information, but it becomes slightly difficult when the content information of the item is not easily interpreted.

It can be noted that the diversification of various user behaviors on the website can reflect users' preferences in a sense and can be very well applied in the recommendation methods. However, when users have many different behaviors, selecting only one of behavioral information to understand user preferences is not comprehensive. In other words, we need to comprehensively consider the multifaceted personalized information of users to help us get more real and effective preference information and make more accurate recommendations for users.

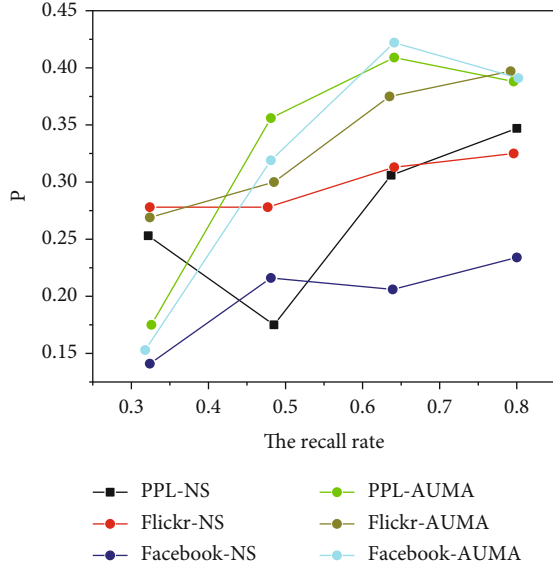


FIGURE 6: Comparison of recall rates of AUMA-MRL and NS under different network overlap.

3. Associated User Mining Algorithm Integrating User Attributes and User Relationships

The goal of user engagement is to find the most accurate and useful user experience in two overlapping domains [14]. AUMA-MRL algorithm for user mining is introduced to combine various information according to node characteristics, public information, and international information standards.

In general, a recommendation system often only serves a specific type of item, where the “item” refers to the general term of recommended content for users (such as movies and news). Therefore, in the whole recommendation system, both the initial requirement design and the most core recommendation algorithm are designed to push the application-based and valuable recommendation results to a specific scene. In order to conquer the most core algorithm link, the recommendation system analyzes different preferences by acquiring user behavior or preferences, which can be roughly divided into explicit preferences and implicit preferences. Explicit preferences often mean direct feedback on items, such as scoring a product; implicit preferences include browsing the profile page of a movie, buying an item, etc. Based on these two preferences and several other limitations, the system enables predictions and provides the most accurate recommended items and services.

In general, nodes with more neighbors in a network are more similar. In this paper, the local topology of the network is obtained by sampling the neighborhood of network nodes. AUMA-MRL first uniformly samples the k -order neighborhood of the target node and sets the sampling window size to ω .

To combine the neighbor information of the nodes, we choose the aggregation function [15]. If the neighborhood depth of the target node is k , the aggregation of its neighborhood information can be expressed as $h_{N(v)}^k = \max(\{\sigma(W_{\text{pool}} h_u^{k-1} + b), \forall u \in N(v)\})$. In order to effectively integrate the embedding of user attributes and user relationships and make the nodes with similar attributes and structures have similar embedded representations, this paper uses graph-based loss function and gradient descent method to learn the parameters in the fusion function. The graph-based loss function is shown in Equation (1), where adjacent node embeddings are similar and disjoint nodes are less similar.

$$L(Z_v) = -\log(\sigma(z_v^T Z_u)) - Q \cdot E_{u_n \sim P_n}(u) \log(\sigma(-z_v^T Z_{u_n})). \quad (1)$$

Personalization-based recommendations are based on “best efforts” based on user experience and historical settings of different users. It is the most suitable way to give recommendations with good accuracy, but it is expensive.

The core idea of content-based recommendation is to calculate the degree of internal correlation based on the item metadata provided to the user and then to record the user history preferences stored in the system database and search for the closest correlation degree of the items stored in the system database. It is also widely used in many social networking sites due to provide better results.

Because the above node neighborhood information fusion process only samples the k -order neighborhood of the target node, and the sampling window is fixed; the process indirectly saves the local structure information of the node while learning the node attribute information. However, this process does not save the global topology information of nodes in the network, that is, the complete user relationship. In order to fully and effectively combine the characteristics and relationships between consumers, this paper introduces an adjacency matrix A to the unemployment problem. This matrix stores the complete information of the network, i.e., the user relationships [16], as shown in

$$L(z_v) = -\log(\sigma(z_v^T z_u)) - Q \cdot E_{u_n \sim P_n(u)} \log(\sigma(z_v^T z_{u_n})) - \text{corr}(f_1(A; \theta_1), f_2(z_v; \theta_2)). \quad (2)$$

In Equation (2), $f(x) = \theta x + b$. Aggregating user behavior data and user interaction data in social networks and representing these data as low-dimensional density vectors provide a good basis for mining user problems [17].

Because the social relations and attribute information of the same natural person have certain similarities in different social network platforms, this paper judges whether the node pairs are related users through the similarity of node pairs between networks, as shown in

$$\text{Sin}_{ij} = \sqrt{(R_i^A - R_j^B)(R_i^A - R_j^B)^T}. \quad (3)$$

This paper marks the similarity vectors of nodes in the network using the joint information of low-income users

of the network. A pair of labeled nodes is taken as a model, and after training parameters, a corresponding user discrimination model is created, which is used to judge whether a pair of unlabeled nodes is a corresponding user. Given a set of n , where n is the data $\{(x_{ij}, y_{ij})\}$ with real label extracted from N_t , x_{ij} represents the d -dimensional similarity vector between user i and user j , and $y_{ij} \in \{1, -1\}$, as shown in

$$f(x) = w^T x + b, \quad (4)$$

$$L_{(w,b)} = \frac{\gamma_L}{2} \|w\|^2 + C \sum \xi_{ij} \quad (5)$$

$$\text{s.t. } y_{ij}(w^T x_{ij} + b) \geq 1 - \xi_{ij}, \quad \xi_{ij} \geq 0.$$

Since there may be some users who lack tag information in reality, the hybridcf algorithm is difficult to guarantee the accuracy of the final results. In this case, the hybridcf algorithm combines the current user's friend data to find the top 10 most common tags that all its friends add to fill in the current user's tag matrix. Because the supplement for tag data can effectively help current users to fill in their own preferences from their friends, it can help the cold start problem to be alleviated to some extent. If, after the label expansion, some users still have insufficient TopN list items obtained, then follow the UserCF algorithm mechanism to help supplement [18].

Recommender systems, which provide users with personalized recommendations based on their hobbies and needs, have gained increasing attention and acceptance over the past decade and are now a hot research area in both academia and industry. In general, the topics of the recommendation strategy usually include historical user data, semantic content, and associations between items. Find the preferences of similar users other than the target user to predict interest or demand by finding similar items. Today, social networks have become an integral part of the Web 2.0 environment.

Web data mining techniques mainly deal with the combination of semistructured data source models and semistructured data models. This requires a model that clearly represents the network data, and finding a semistructured data model is key to solving this problem. In addition, semistructured model extraction techniques are also needed, i.e., techniques for automatically extracting semistructured models from existing data.

Clients can choose and implement different programs to process the data according to their needs, and the server only needs to send the same XML file. The initiative to process the data is handed over to the client, and what the server does is to insert the data into the XML file as completely and accurately as possible. XML's self-descriptive capabilities allow clients to understand the logical structure and meaning of the data when they receive it, thus enabling widespread and general distributed computing. It is more suitable for solving the problem of personal needs of users highlighted by data mining of network information.

4. Results and Analysis

In order to verify the applicability and effectiveness of AUMA-MRL algorithm in association user mining task, association user mining experiments are carried out on three real public data sets. The statistics of our data are shown in Table 1. A PPI is a protein complex that contains information and demographic information. Facebook data is collected through survey participants using Facebook app and contains a variety of attribute information of users.

The overlaps of different groups were extracted from our network with overlapping ratios of 33%, 45%, 60%, and 80%.

In the experiment, we extracted 20% of the network node pairs and created a test set based on some records related to user-provided data, in order to evaluate the appropriate model [19, 20]. As shown in Table 2, Figures 2–4 compare the recovery rates of different algorithms for mining users when the three sets of fusion networks overlap at 60%. It can be seen that AUMA-MRL algorithm has achieved the best results on three data sets, which proves that the effect of fusing user attributes and user relationship information is better than mining associated users only using user relationship. AUMA-MRL algorithm can effectively mine associated users in the network.

To verify the robustness of the power generation system, the overlaps of the experimentally generated networks are 33%, 45%, 60%, and 80%. Figure 5 compares the accuracy of two user mining algorithms under different network overlap conditions. Because the increase of network overlap makes the node embedding contain more similar information, the accuracy of associated users will increase with the increase of network overlap. Figure 6 shows the recovery speed of the two algorithms in different parts of the network [21, 22]. The proportion of associated users in the network to be fused is lower than that of nonassociated users, and the prediction has little effect on improving the recall rate of nonassociated users, so the recall rate is slightly lower than the accuracy.

AUMA-MRL user extraction algorithm proposed in this paper can be implemented well when different networks overlap [23, 24]. User interactions between new network nodes improve the power of network user interaction mining algorithms [25]. Trust matrix also has the problem of sparse data. First, we need to fill in the missing values of the corresponding position and realize the decomposition and dimension reduction with the help of SVD matrix decomposition method. Consider that the original trust model calculates the similarity for the trust relationship and does not involve the possible deviation of the trust individual. For example, some individuals lack independent thinking and are more likely to blindly trust others; then, their trust data may be generally high.

5. Conclusion

This paper proposes multi-information fusion representation learning (AUMA-MRL) based on associated user mining algorithm. In the first mock exam, the learning information is used to learn the same size information (user

characteristics, network topology, etc.), and the information is represented by the unified model. These installations can accurately represent a wide range of information on the network and generate similarity vectors based on the installation of learning nodes that can be used for network connection. This paper verifies the proposed algorithm based on three real-world network data. Experimental network data includes PPIs from protein networks and social networks. Flickr and Facebook use the accuracy and recall of user-generated results as performance measures. Nowadays, the scale of social network users has reached tens of millions or even hundreds of millions. Many existing associated user mining methods are no longer applicable due to the computational complexity. How to mine associated users in social networks under massive data will be an important research direction.

Data Availability

The data used to support the findings of this study are available from the corresponding author upon request.

Conflicts of Interest

The author declares that there are no conflicts of interest.

References

- [1] C. Zong, Z. Ji, Y. Yu, and H. Shi, "Research on obstacle avoidance method for mobile robot based on multisensor information fusion," *Sensors and Materials*, vol. 32, no. 4, p. 1159, 2020.
- [2] W. Liang and T. Li, "Research on human performance evaluation model based on neural network and data mining algorithm," *EURASIP Journal on Wireless Communications and Networking*, vol. 2020, no. 1, 2020.
- [3] H. Zhang, H. Cao, Z. Liu, Y. Zhou, and Y. Wang, "Research on multi-angle face detection method based on improved yolov 2 algorithm," *Journal of Physics: Conference Series*, vol. 1848, no. 1, article 012024, 2021.
- [4] T. Ma and G. Zhang, "Research on self-adaptive clustering algorithms for large data sparse networks based on information entropy," *Journal of Physics: Conference Series*, vol. 1941, no. 1, article 012041, 2021.
- [5] M. Pouyap, L. Bitjoka, E. Mfoumou, and D. Toko, "Improved bearing fault diagnosis by feature extraction based on GLCM, fusion of selection methods, and multiclass-nave Bayes classification," *Journal of Signal and Information Processing*, vol. 12, no. 4, pp. 71–85, 2021.
- [6] H. Xue, M. Zhang, P. Yu, H. Zhang, and X. Zheng, "A novel multi-sensor fusion algorithm based on uncertainty analysis," *Sensors*, vol. 21, no. 8, p. 2713, 2021.
- [7] Y. Du and T. Zhao, "Network teaching technology based on big data mining and information fusion," *Security and Communication Networks*, vol. 2021, 9 pages, 2021.
- [8] X. Ren and X. Li, "Research on image super-resolution based on attention mechanism and multi-scale," *Journal of Physics Conference Series*, vol. 1792, no. 1, article 012025, 2021.
- [9] J. Huang, B. Chen, M. Tan, M. Liu, and C. Jia, "Exploration and research of noise automatic processing algorithm based on multi-scale convolution neural network," *Journal of Physics Conference Series*, vol. 1961, no. 1, article 012040, 2021.
- [10] B. Ji, M. Tao, and H. Li, "Research on simulation experiment of underwater cluster multi-source information fusion," *IOP Conference Series: Earth and Environmental Science*, vol. 769, no. 3, article 032009, 2020.
- [11] C. Liu, "Research on application of ant colony algorithm based on multi-sensor image fuzzy fusion in image recognition," *Journal of Physics: Conference Series*, vol. 1682, no. 1, article 012050, 2020.
- [12] X. Xiao, J. Yang, and X. Ning, "Research on multimodal emotion analysis algorithm based on deep learning," *Journal of Physics: Conference Series*, vol. 1802, no. 3, article 032054, 2021.
- [13] J. Zheng, Y. Chen, H. Zhang, and D. Liu, "Foreign object detection algorithm based on multi-scale convolutional network," *Journal of Physics: Conference Series*, vol. 1952, no. 2, article 022017, 2021.
- [14] Y. Wei, "Three-dimensional laser image-filtering algorithm based on multi-source information fusion and adaptive offline fog computing," *Multimedia Systems*, vol. 26, no. 1, pp. 17–26, 2020.
- [15] Y. G. Li and H. C. Gan, "Tourism information data processing method based on multi-source data fusion," *Journal of Sensors*, vol. 2021, 12 pages, 2021.
- [16] Y. Cai, X. Xiao, H. Tian, Y. Fu, and H. He, "A multi-source data collection and information fusion method for distribution network based on IoT protocol," *IOP Conference Series Earth and Environmental Science*, vol. 651, no. 2, article 022076, 2021.
- [17] Y. Xu, L. Gui, and T. Xie, "Intelligent recognition method of turning tool wear state based on information fusion technology and BP neural network," *Shock and Vibration*, vol. 2021, 10 pages, 2021.
- [18] W. Liu, J. Pang, N. Li, X. Zhou, and F. Yue, "Research on multi-label text classification method based on tALBERT-CNN," *International Journal of Computational Intelligence Systems*, vol. 14, no. 1, pp. 1–12, 2021.
- [19] J. J. Wang, "Design and research of intelligent mobile robot based on IoT information fusion," *IOP Conference Series: Earth and Environmental Science*, vol. 470, no. 1, article 012003, 2020.
- [20] Z. Kong, H. T. Yang, F. J. Zheng, Y. Li, J. Qi, and J. Y. Wang, "Research on multi-focal image fusion based on wavelet transform," *Journal of Physics: Conference Series*, vol. 1994, no. 1, article 012018, 2021.
- [21] T. Chen, H. Wang, H. Liu, and P. Wu, "An island remote sensing image segmentation algorithm based on a fusion network with attention mechanism," *Journal of Physics: Conference Series*, vol. 1693, no. 1, article 012179, 2020.
- [22] Y. Wang, S. Zhang, and S. Zhang, "Network data mining algorithm of associated users based on multi-information fusion," *Security and Communication Networks*, vol. 2022, Article ID 9656986, 7 pages, 2022.
- [23] T. Sun, P. Yang, M. Li, and A. S. Liao, "An automatic generation approach of the cyber threat intelligence records based on multi-source information fusion," *Future Internet*, vol. 13, no. 2, p. 40, 2021.
- [24] P. Ajay, B. Nagaraj, R. Arun Kumar, R. Huang, and P. Ananthi, "Unsupervised hyperspectral microscopic image segmentation using deep embedded clustering algorithm," *Scanning*, vol. 2022, Article ID 1200860, 9 pages, 2022.
- [25] G. Veselov, A. Tselykh, A. Sharma, and R. Huang, "Applications of artificial intelligence in evolution of smart cities and societies," *IJCAI*, vol. 45, no. 5, p. 603, 2021.